

Phonics

with

Teddy Bear



Name:


Class:

Contents


| | |
|------------------|----|
| Letter A a..... | 4 |
| Letter T t..... | 5 |
| Letter S s..... | 7 |
| Letter P p..... | 9 |
| Letter I i | 12 |
| Letter N n..... | 14 |
| Letter M m..... | 17 |
| Letter D d..... | 21 |
| Letter O o..... | 25 |
| Letter C c..... | 29 |
| Letter K k..... | 32 |
| Letter G g..... | 34 |
| Letter E e..... | 38 |
| Letter H h..... | 41 |
| Letter R r..... | 46 |
| Letter B b..... | 51 |
| Letter U u..... | 56 |
| Letter F f..... | 61 |

Contents

| | |
|------------------|----|
| Letter L l... .. | 65 |
| Letter J j..... | 69 |
| Letter V v..... | 72 |
| Letter W w..... | 75 |
| Letter X x..... | 78 |
| Letter Z z..... | 80 |
| Letter Y y..... | 83 |
| Letter Q q..... | 85 |
| Alphabet..... | 87 |



apple

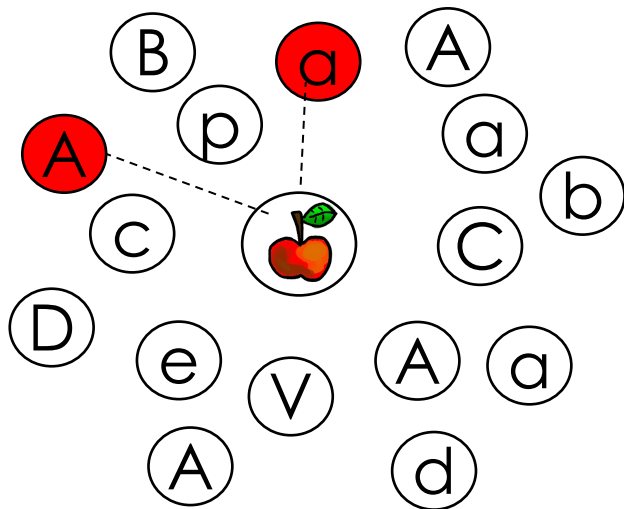


ant


1. Trace and colour Aa.



3. Connect the Aa's and colour them red.

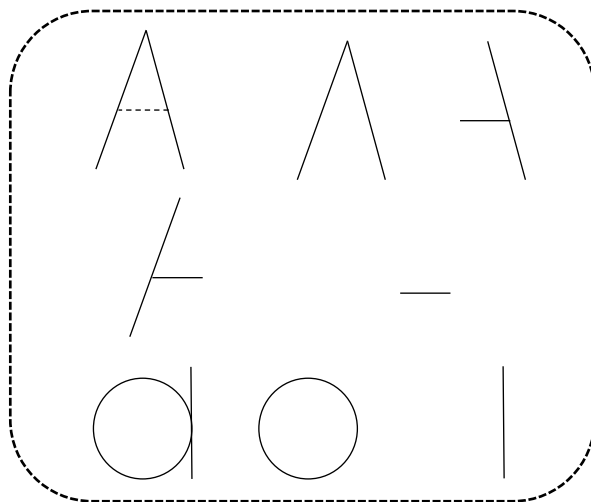


2. Connect the Aa's.

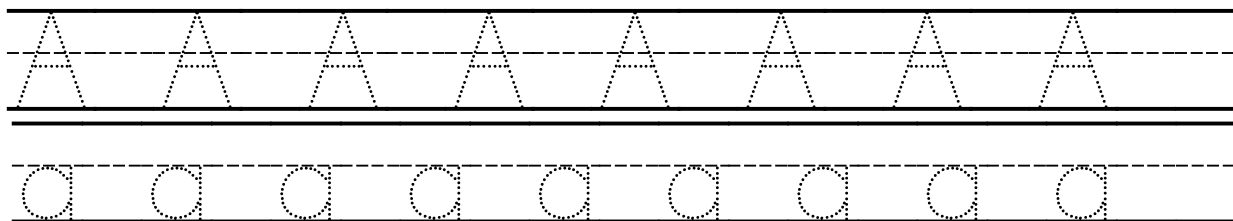



| | | | | |
|---|---|---|---|---|
| a | D | y | e | x |
| A | v | m | f | d |
| a | A | a | N | m |
| d | s | A | A | n |
| V | r | g | a | f |
| w | T | d | a | A |

4. Draw the missing parts of Aa.

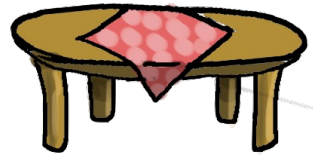


5. Trace and write.



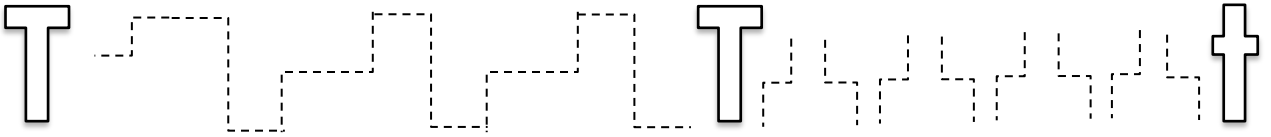


train

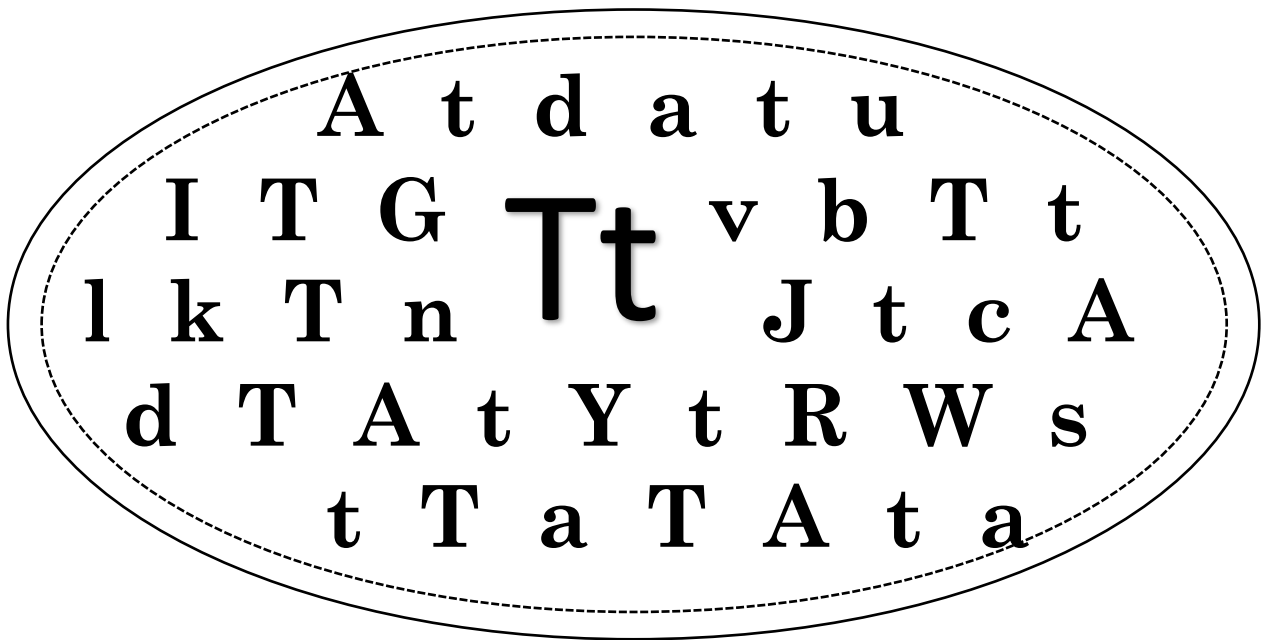


table

1. Trace and colour T t.



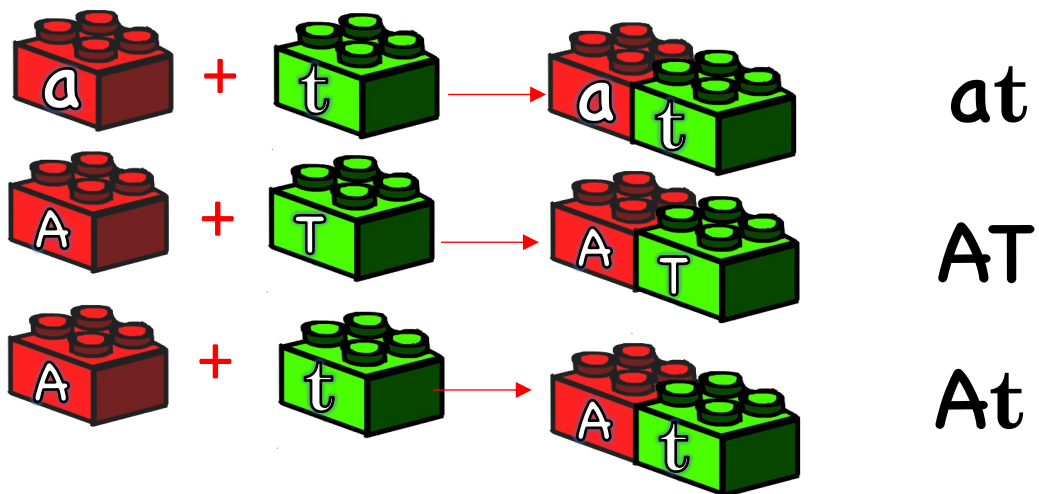
2. Circle all Tt's in the box.



3. Trace and write.


| | | | | | | | |
|--|--|--|--|--|--|--|--|
| | | | | | | | |
| | | | | | | | |
| | | | | | | | |
| | | | | | | | |

4. Let's read:

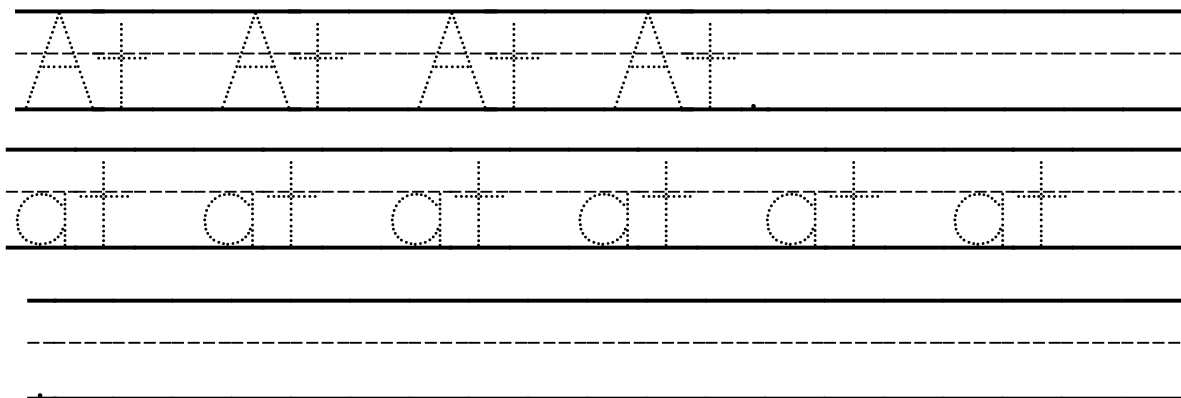


5. Read and colour the wagons:

"at" with red;
"AT" with blue;
"At" with green.



6. Trace and write the letters.





snake


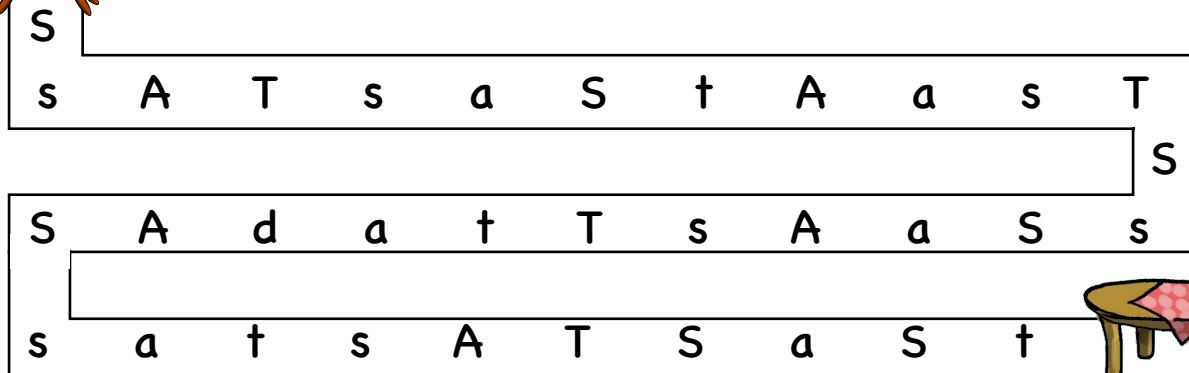


spider

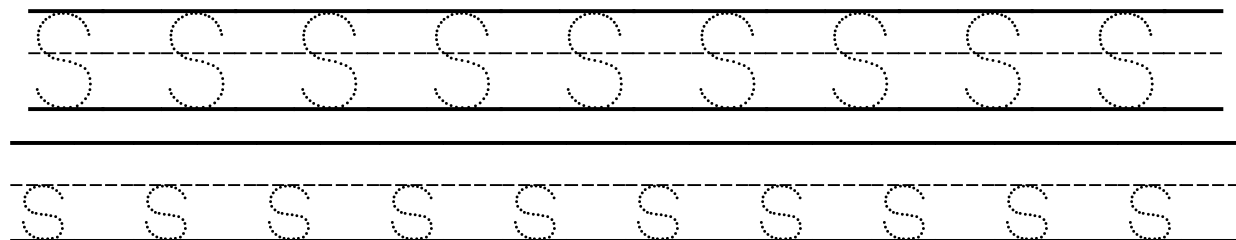
1. Trace and colour Ss.




2. Circle the Ss's.



3. Trace.

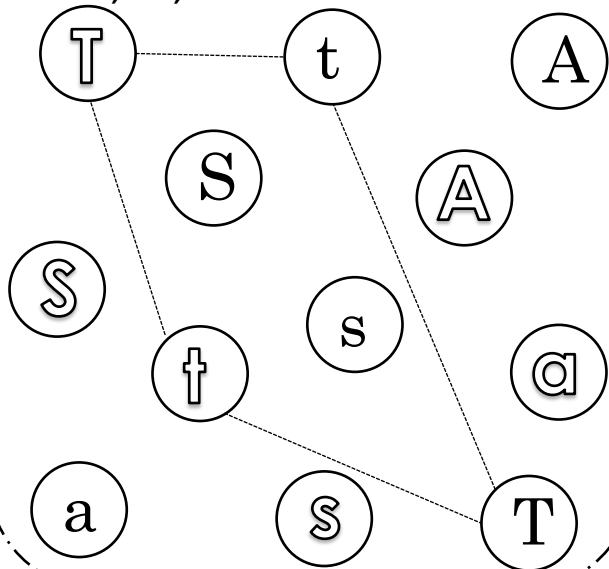


4. Circle the words that start with S.

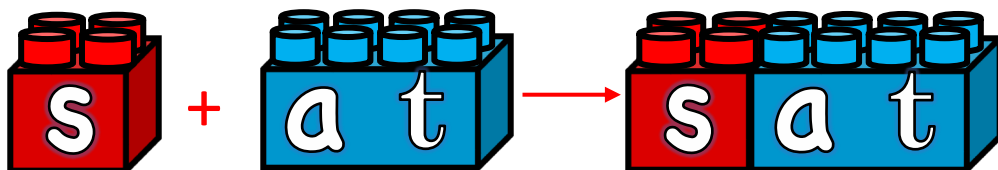



5. Connect all the letters

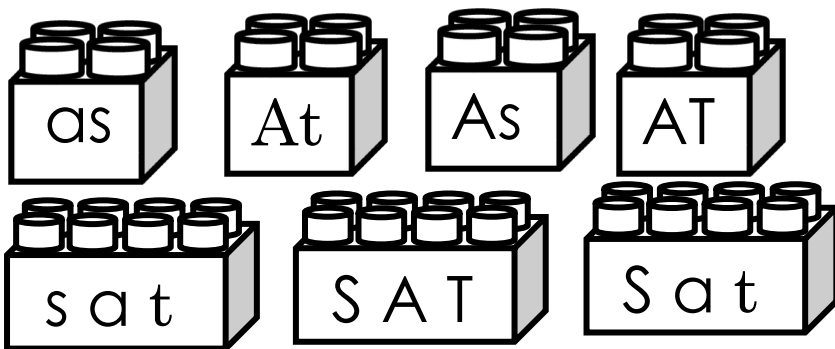
Aa, Tt, Ss.



6. Circle the letters.



7. Read the words and colour the blocks:



“at, AT, At” with **red**;


“as, As, AS” with **blue**;

“sat” with **green**;

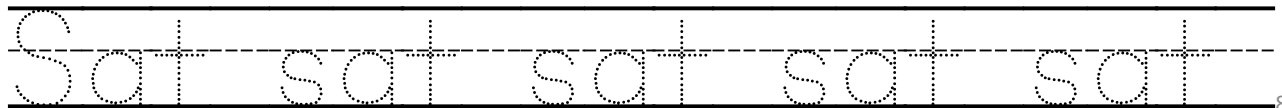
“SAT” with **orange**;

“Sat” with **yellow**;

8. Match letters and pictures.



9. Write the words.






pen

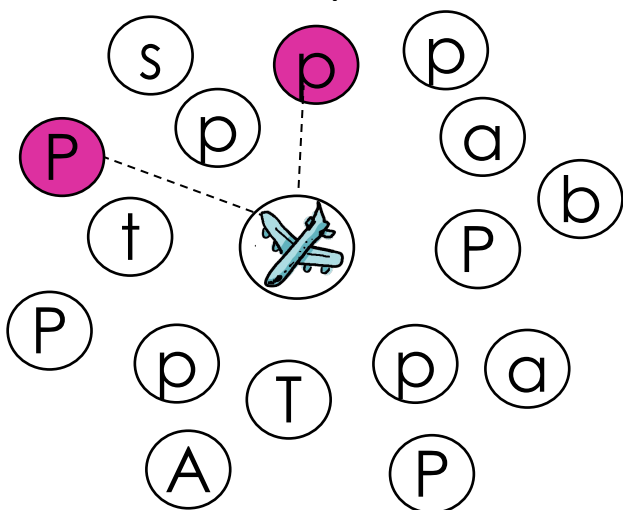


plane

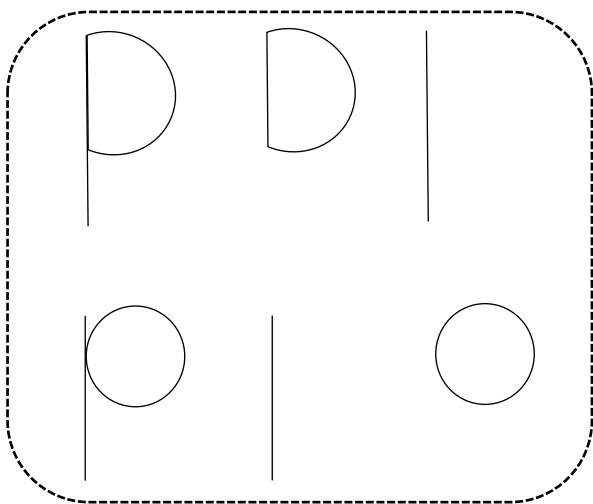
1. Trace and colour Pp.



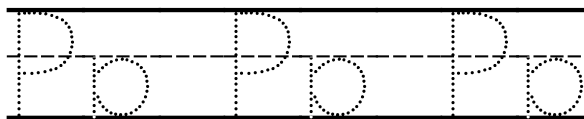
2. Connect the Pp's and colour them purple.





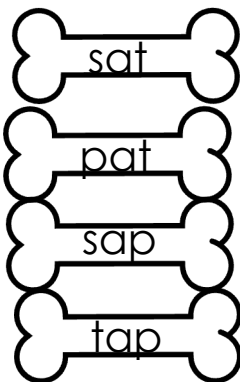
3. Draw the missing parts of Pp.

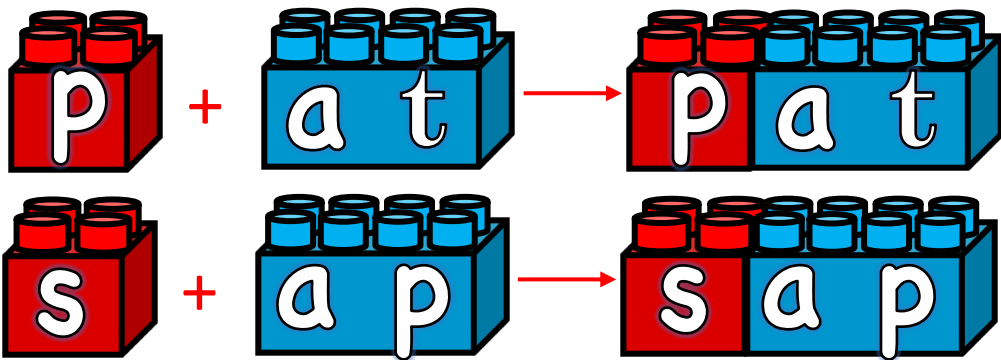


4. Trace and write.



5. Match the dogs and their bones.

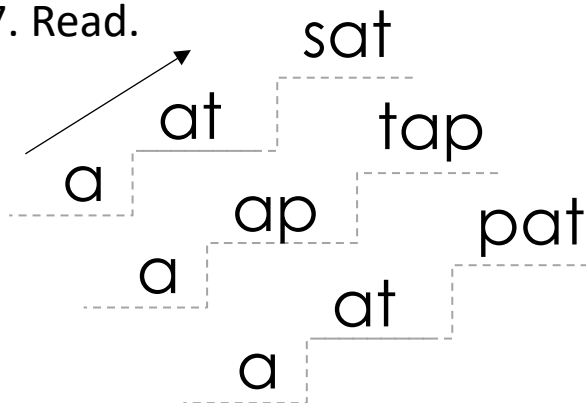




6. Read.

| | s | t | p |
|----------|----------|----------|----------|
| a | as | at | ap |
| | sat | tap | pat |

7. Read.



8. Trace and write in the boxes.

| | | | |
|----------------------|----------------------|----------------------|----------------------|
| sat | pat | sap | tap |
| <input type="text"/> | <input type="text"/> | <input type="text"/> | <input type="text"/> |

9. Read, match and write the letters.

sat

tap

pat

sap

sap

pa

ap

sa

10. Read and write.

| | | |
|---|---|---|
| s | a | t |
|---|---|---|

1. Change **s** to **p**

| | | |
|----------------------|----------------------|----------------------|
| <input type="text"/> | <input type="text"/> | <input type="text"/> |
|----------------------|----------------------|----------------------|

| | | |
|---|---|---|
| t | a | p |
|---|---|---|

2. Change **t** to **s**

| | | |
|----------------------|----------------------|----------------------|
| <input type="text"/> | <input type="text"/> | <input type="text"/> |
|----------------------|----------------------|----------------------|

11. Trace and write.

S S S S S S

s s s s s s


P P P P P P

p p p p p p

pat pat pat

sap sap sap

tap tap tap



1. Trace and colour li.



iguana

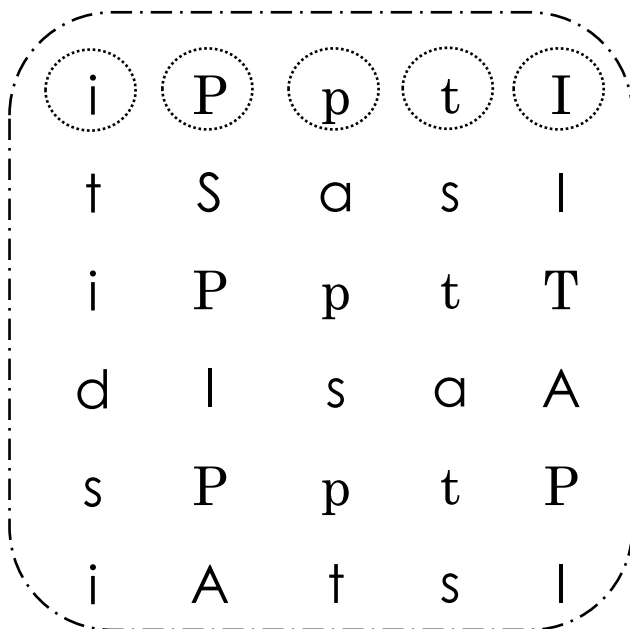
2. Connect all li's.



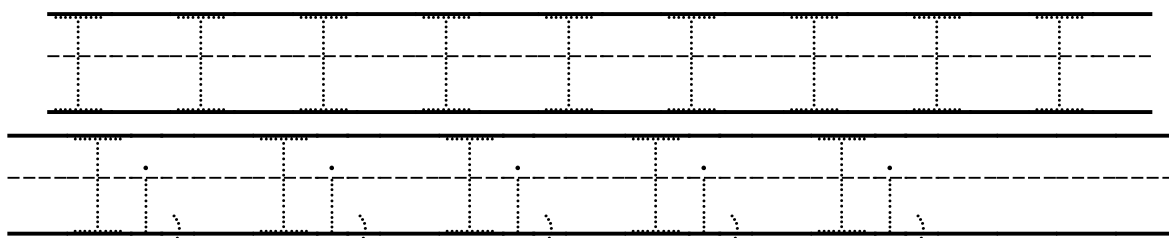
| | | | | |
|---|---|---|---|---|
| i | D | y | e | x |
| i | l | S | f | Y |
| a | i | l | t | m |
| T | s | i | l | i |
| V | t | g | a | i |
| w | T | d | a | l |



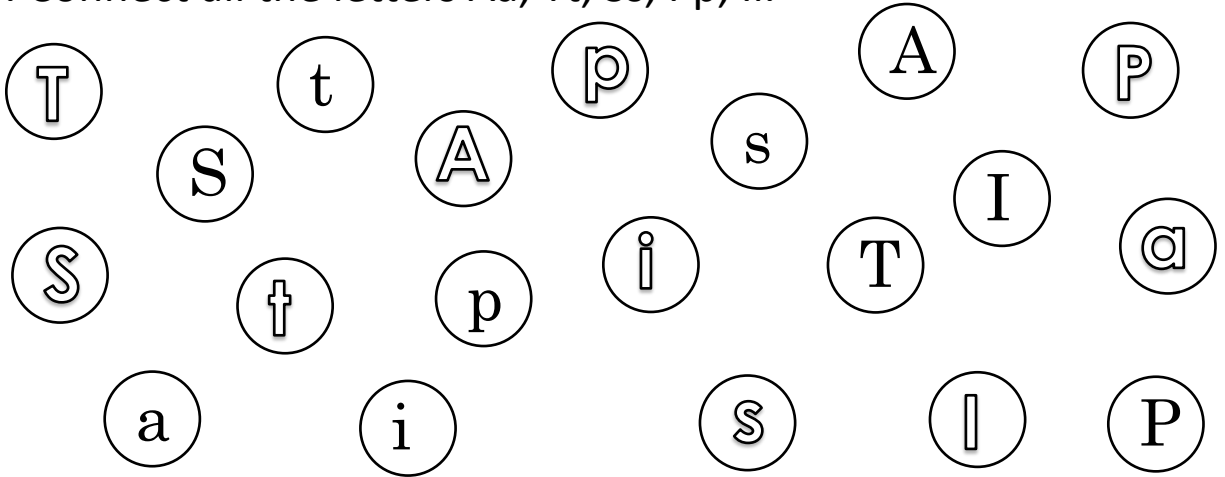
3. Circle the letters.



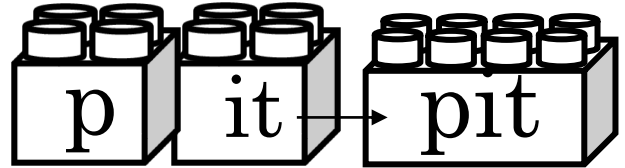
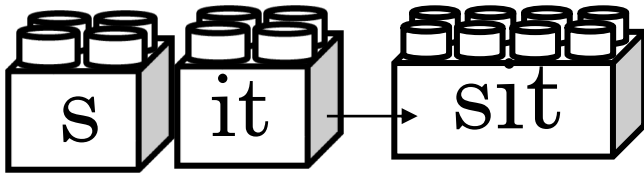
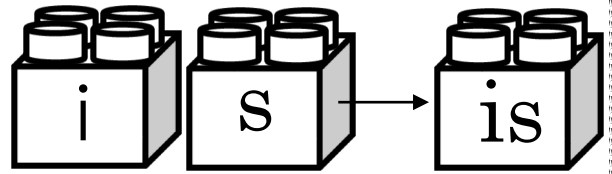
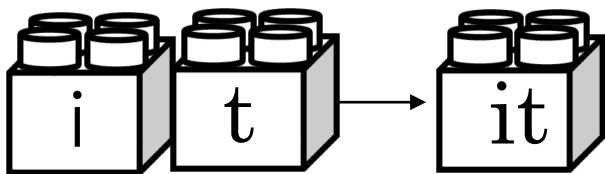
4. Trace and write.



5. Connect all the letters Aa, Tt, Ss, Pp, Ii.



6. Read.



7. Read.

| | s | t | p |
|---|-----|-----|-----|
| a | as | at | ap |
| | sat | tap | pat |
| i | is | it | ip |
| | sit | tip | pit |

8. Colour ice-cream with "sip" pink


Colour ice-cream with "it" green

Colour ice-cream with "is" red

Colour ice-cream with "pat" blue

Colour ice-cream with "sat" yellow

Colour ice-cream with "sit" orange





net

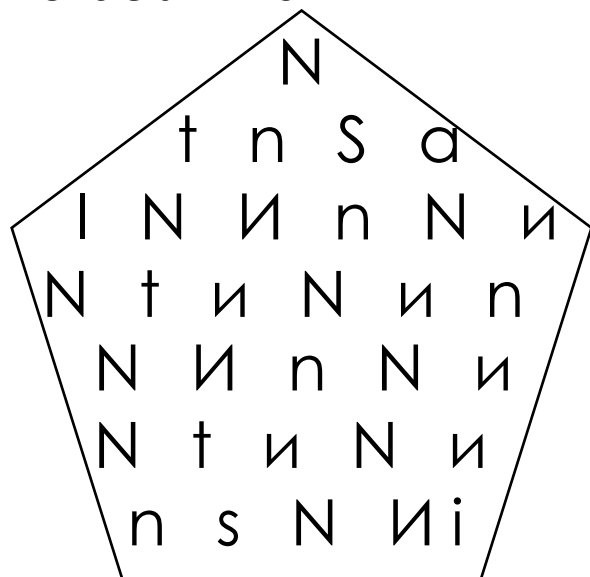


nest

1. Trace and colour Nn.



2. Circle all Nn's.




3. Colour the birds with:

"an" brown

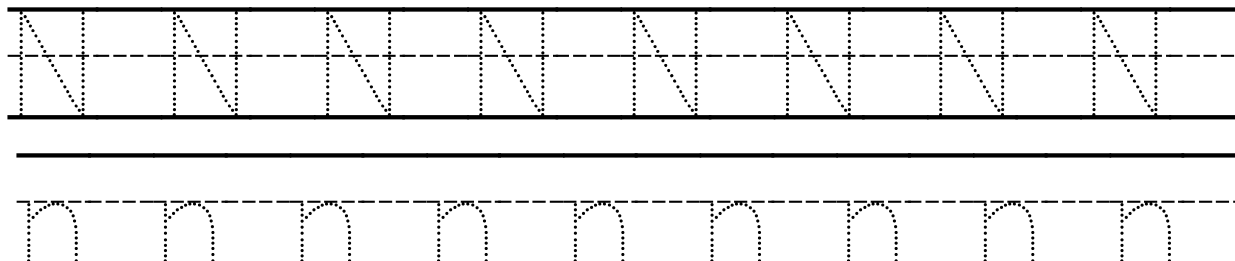
"AN" green

"in" red

"IN" blue



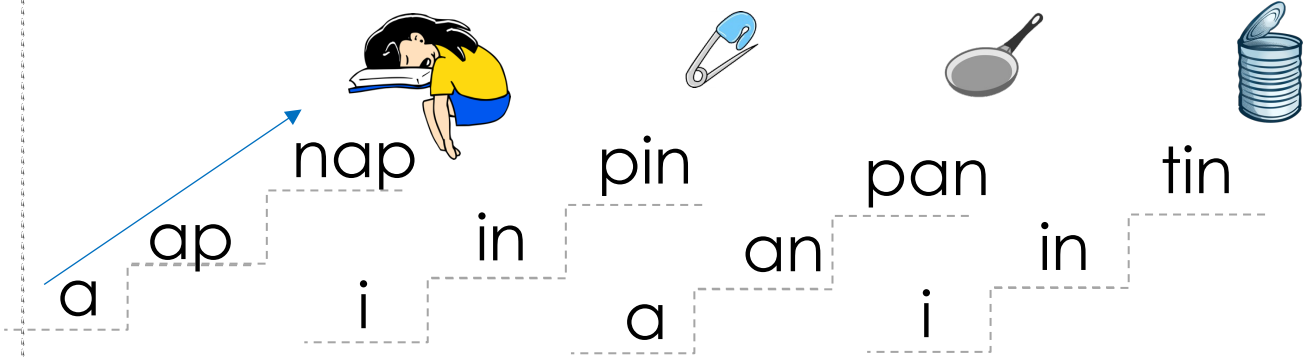
4. Trace.



5. Read, trace and write.

| | | | | | |
|---|---|----|----|----|----|
| a | a | an | at | as | ap |
| i | | in | it | is | ip |


6. Read the ladders.



7. Read.

| | s | t | p | n |
|---|-----|-----|-----|-----|
| a | as | at | ap | an |
| | sat | tap | pat | nap |
| i | is | it | ip | in |
| | sit | tip | pit | pin |

8. Read, match, trace, write.



9. Trace and write.

sit sit sit sit

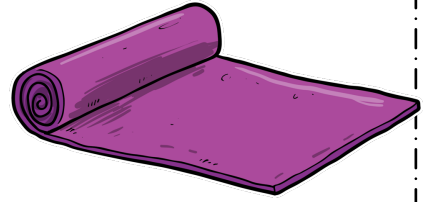

tip tip tip tip

N N N N N

n n n n n n

nap nap nap

pin pin pin



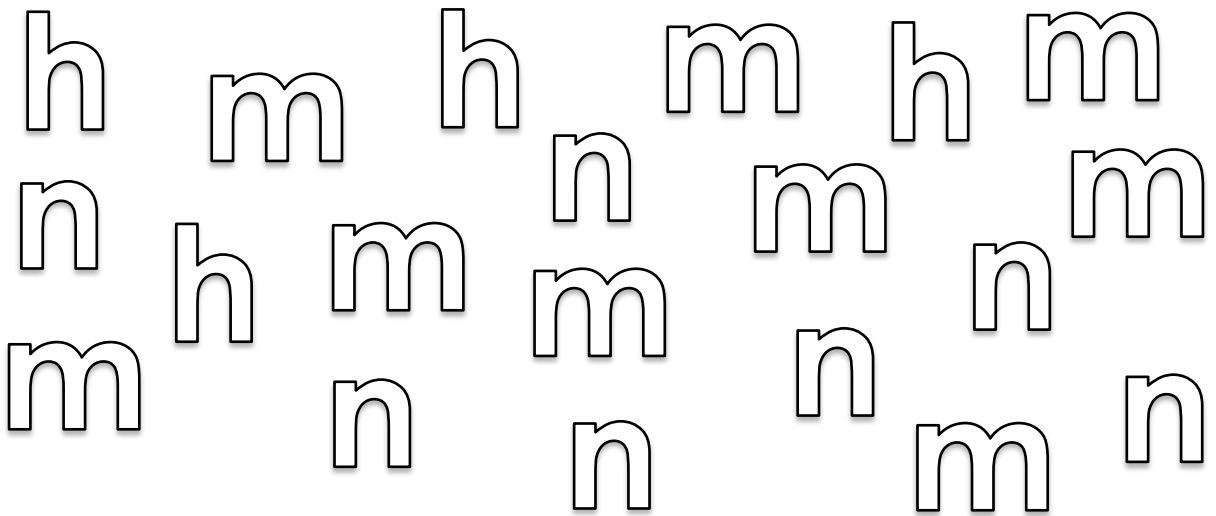
man

mat

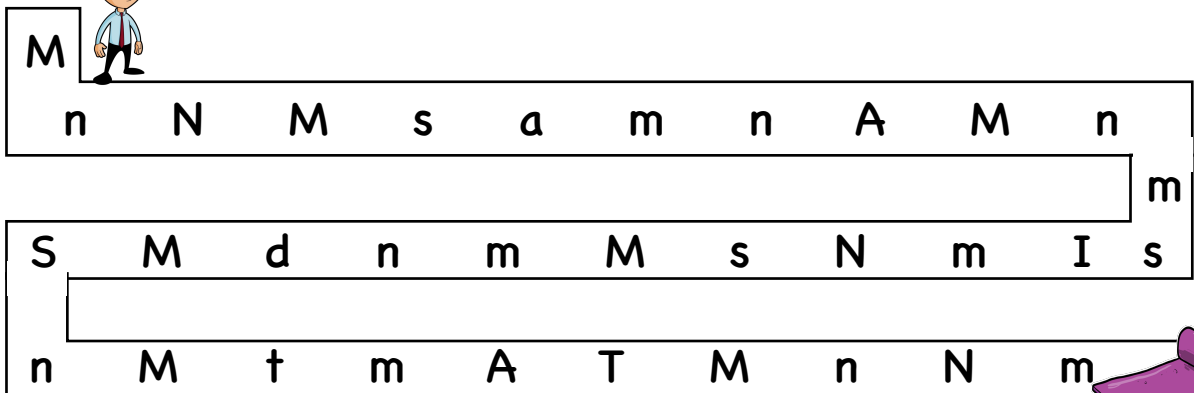
1. Trace and colour Mm.



2. Colour "m" blue.



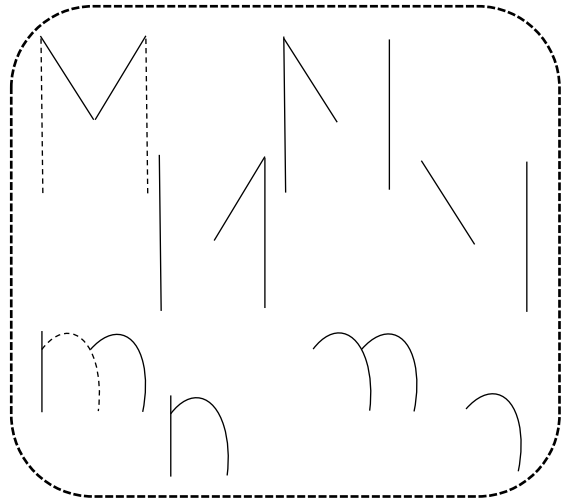
3. Circle the Mm's.



4. Find "m" and circle it.

5. Draw the missing parts of Mm.

n n n n n n n n n n n n n n n n
n n n n n n n n n n n n n n n n
n n n n n n n n n n n n n n n n
n n n n n n n n n n n n n n n n
n n n n n n n m n n n n n n n

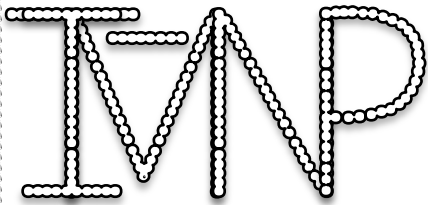


6. Trace and write.

M M M M M

m m m m

7. Find letters and write them.



8. Underline the words with "m".

nap

man

pan

MAP

pin

Mist

sap

MAT

mint

9. Read.

S → am → Sam

m → an → man

m → at → mat

m → ap → map

n → ap → nap

t → ap → tap

p → in → pin

s → it → sit

s → at → sat

10. Find the words.

map

pan

sit

man

pin

nap

tin

n

a

p

v

p

t

i

n

m

a

n

t

a

s

i

t

p

a

n

m

11. Read, match, write.

NAP

MAP

PAN

MAN

MAT

TAP

SIT

PIN

pin

man

sit

nap

map

mat

tap

pan

nap

12. Read and write the letters.

| | Beginning Sound | Ending Sound |
|------|-----------------|--------------|
| nest | n | t |
| map | | |
| sad | | |
| pin | | |
| ant | | |
| and | | |

13. Trace and write.

M M M M M

m m m m m


man man man

map map map

mat mat mat



dad




dog


1. Trace and colour Dd.



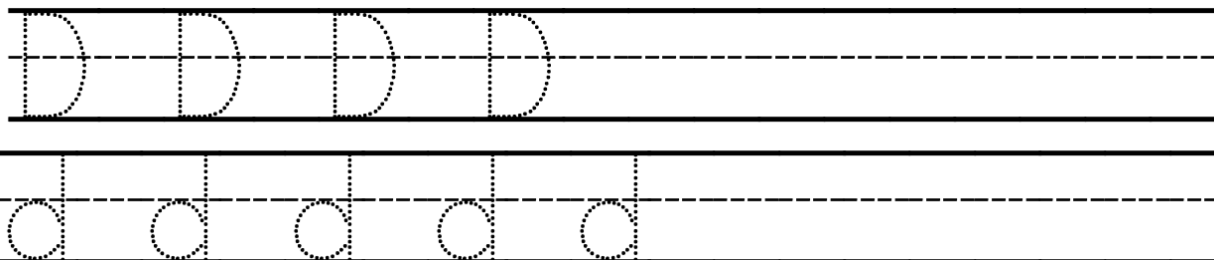
2. Connect all Dd's



3. Find "d" and circle it.



4. Trace and write.



5. Read.

| | | | | | |
|-----|-----|-----|-----|-----|-----|
| a | a | i | i | a | a |
| ad | ad | in | it | at | ad |
| sad | mad | pin | sit | pat | dad |

6. Read.

| | s | t | p | n | m | d |
|---|-----|-----|-----|-----|-----|-----|
| a | as | at | ap | an | am | ad |
| | sat | tap | pat | nap | man | dad |
| | sad | tan | sap | sap | mad | and |
| i | is | it | ip | in | im | id |
| | sit | tip | pit | pin | Tim | Sid |

7. Read.

I am sad.



I am mad.



8. Read. Trace and write.

Dad is mad.

Dad is sad.

9. write the letters from the box.

a s t p i m n d

A

I

I

N

S

P

M

D

10. Read.

A tin  and a pan .

A pin  is in a pan .

Dad  is sad, Sam  is mad.

An ant  and a stamp .

A map  is in sand .

11. Match, trace and write.

n, i, t






p, m, a

a, p, n

i, n, p

a, t, m

a, s, n, d



12. Trace and write.

D D D D D

d d d d d


Sad Sad Sad

I am sad.

A tin and a pan.

A pin is in a pan.

An ant and a stamp.



orange




on

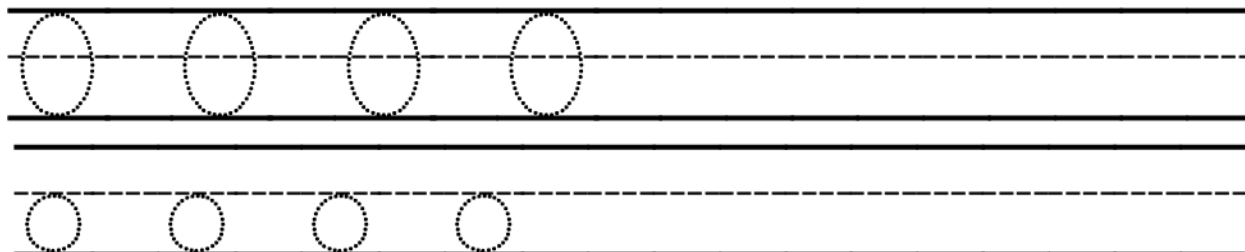
1. Trace and colour Oo.



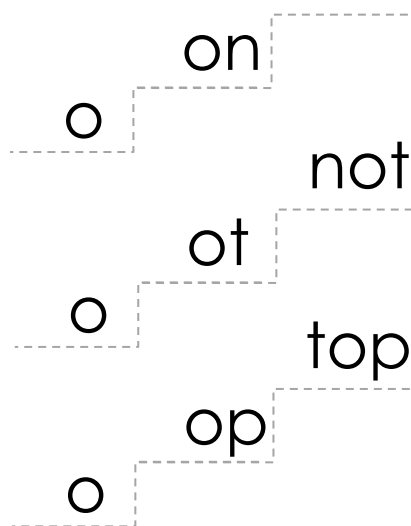
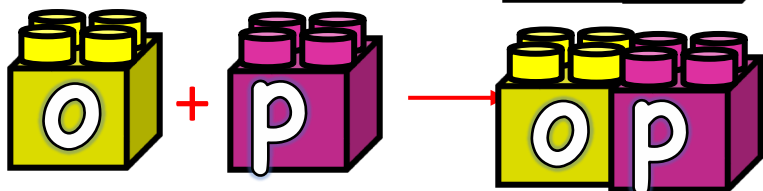
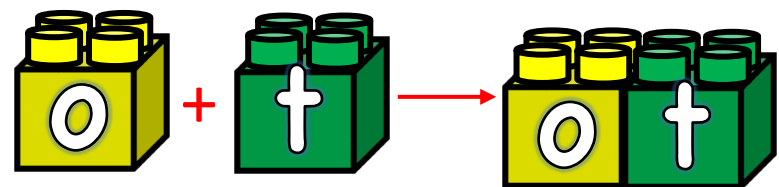
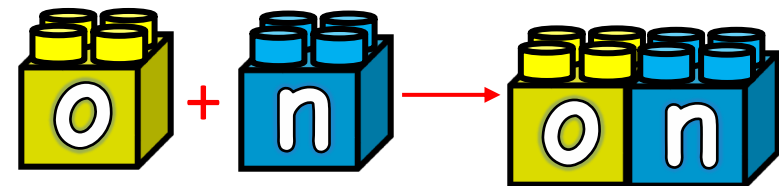
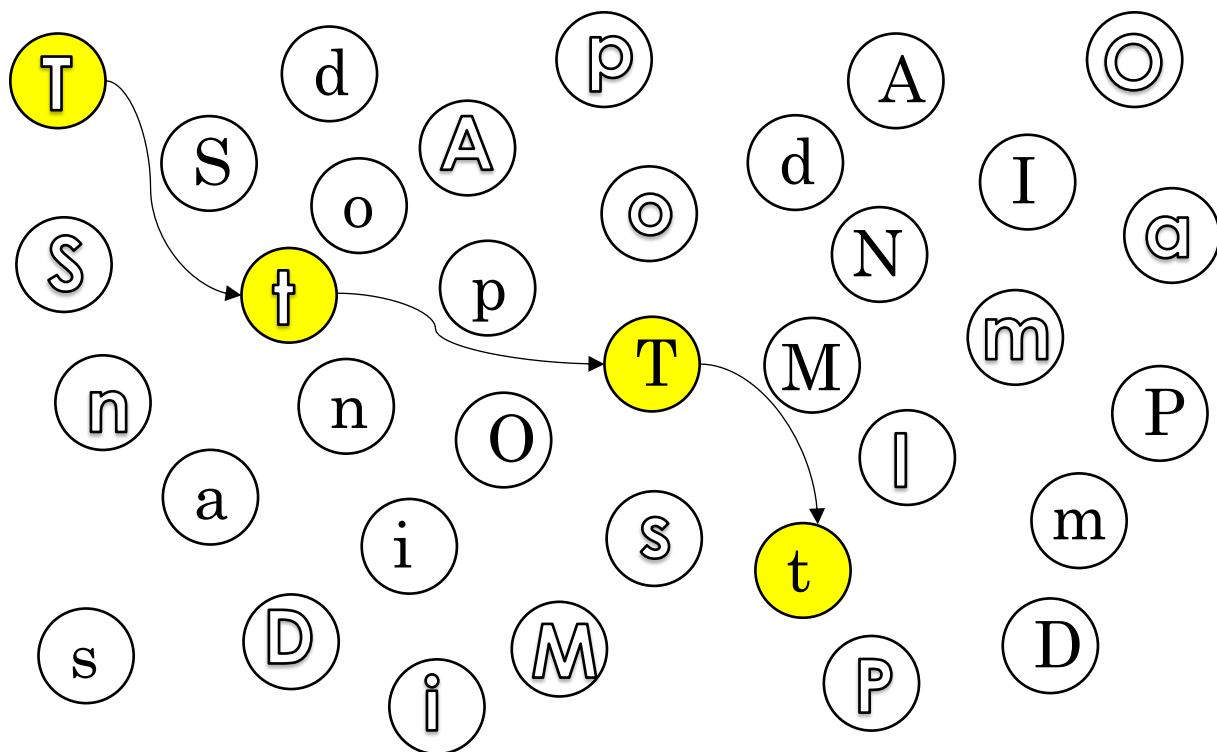
2. Colour oranges with Oo's letters.




3. Trace and write.



4. Connect all the letters Aa, Tt, Ss, Pp, Ii, Nn, Mm, Dd, Oo and colour them.









in



on

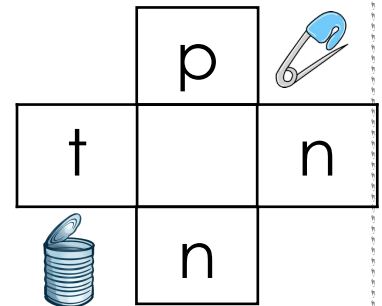
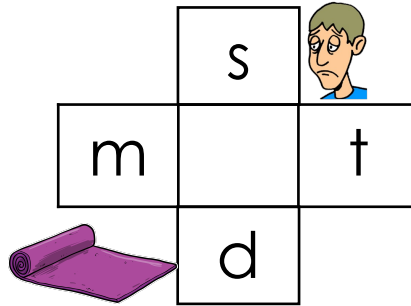
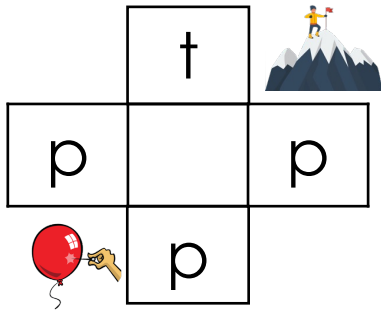
5. Read, match, write.

| | | | | | | |
|-----|---|-------|---|---|---|------------|
| ot | → | pot | → |  | → | <u>pot</u> |
| omp | | stomp | |  | | |
| op | | pop | |  | | |
| op | | top | |  | | |
| ot | | not | |  | | |
| od | | nod | |  | | |

6. Read.

| | s | t | p | n | m | d |
|---|------|-----|------|-----|-----|-----|
| a | as | at | ap | an | am | ad |
| | sat | tap | pat | nap | man | dad |
| | sad | tan | sap | sap | mad | and |
| i | is | it | ip | in | im | id |
| | sit | tip | spin | pin | Tim | Sid |
| o | os | ot | op | on | om | od |
| | most | not | top | | Tom | nod |

7. Add a short vowel to make words in each puzzle.



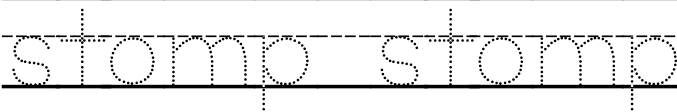
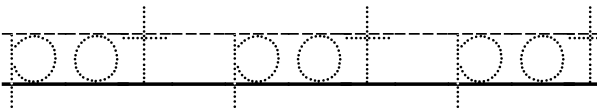
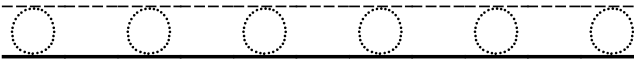
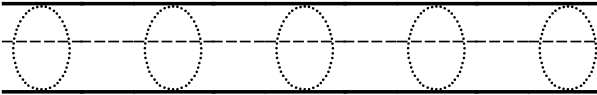
8. Read the poem.


Ant, ant, ant!

Pant, pant, pant!

Ants on pants!

9. Trace and write.





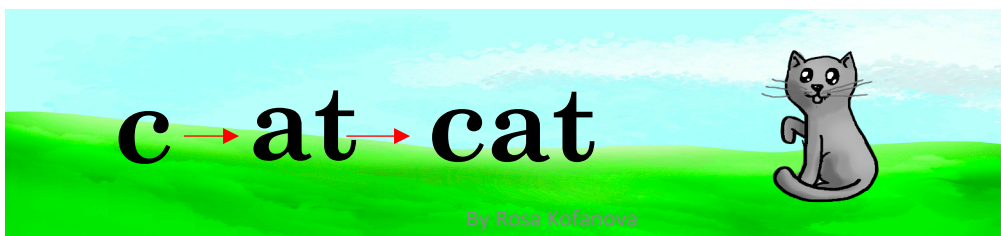
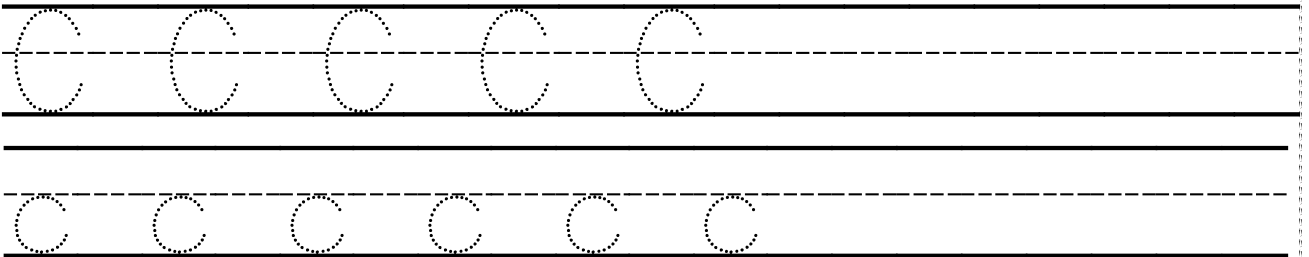
1. Trace and colour Cc.



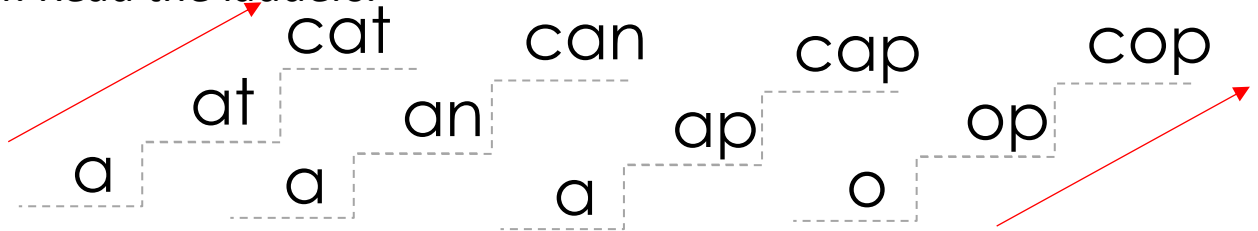
2. Circle the ones that match the first one.

| | | | | | | | | | | | |
|---|---|---|---|---|---|---|---|---|---|---|---|
| C | C | O | A | C | S | O | S | N | C | S | |
| c | d | f | c | s | b | o | a | c | s | c | o |
| d | c | n | d | c | o | n | m | d | l | o | d |
| m | d | m | c | n | b | n | a | c | m | c | |

3. Trace and write Cc.




4. Read the ladders.



I

I can

I can stand.



A cat

A cat can

A cat can sit.

I can stand and I can sit.

I can spin and I can stamp.

A cat can sit and a cat can stand.

A cat can spin and a cat can stomp.


5. Find and circle the words.



cat



cap



mat

nmdcatsin

adicapdt

cipmato



not

dopnotac



pop

popitsda



pot

mcpotda

6. Trace and write.

C C C C C

c c c c c c

cap cap cap

can can can

I can stand

I can sit.

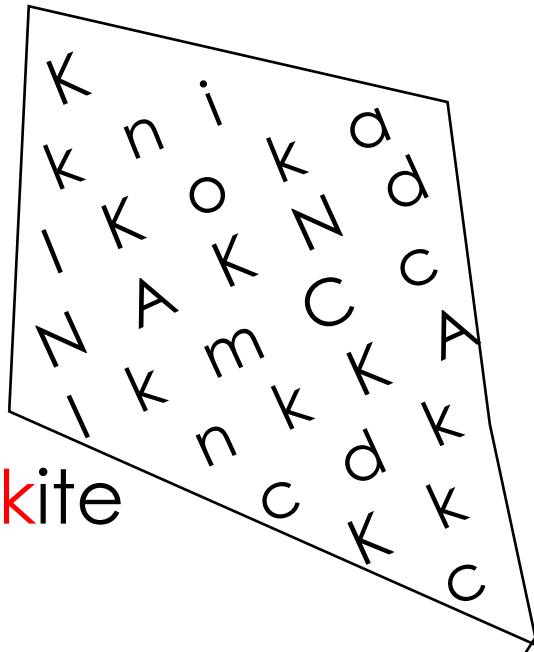
A cat can sit.



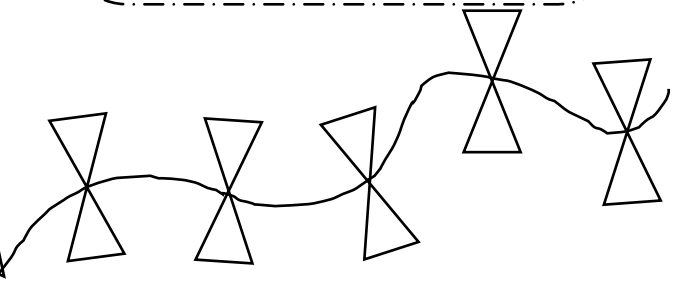

1. Trace and colour Kk.



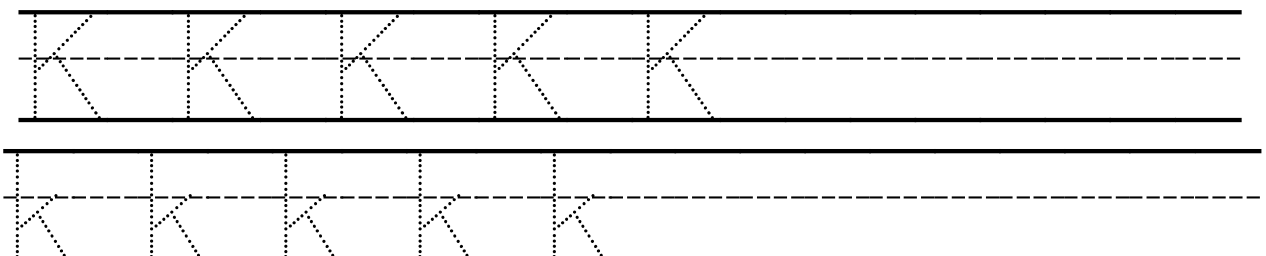
2. Circle all Kk's.



3. Draw the missing parts of Kk.



4. Trace and write Kk.



5. Match the socks.



6. Colour the balls with "k" blue.

7. Write in two rows:

can, Kim, cat, kid, sock,
kick, cap, cop, mock.

"c"

"k"

sock

sock

| | |
|-------|-------|
| _____ | _____ |
| _____ | _____ |
| _____ | _____ |
| _____ | _____ |
| _____ | _____ |

sock

kid


kick

can




Kim

8. Find letters, trace and write them.



| |
|-------|
| _____ |
| _____ |
| _____ |



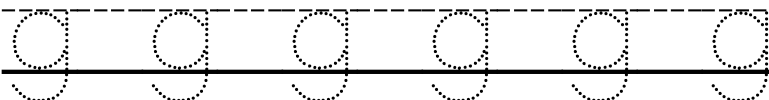
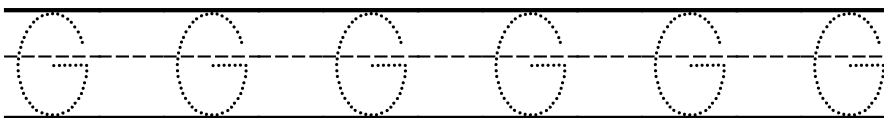
1. Trace and colour Gg.



2. Box G. Circle g.

A m N G t g O g
D G c a A g m G
c C s G t g l P S
n N g M G m G

3. Trace and write Gg.

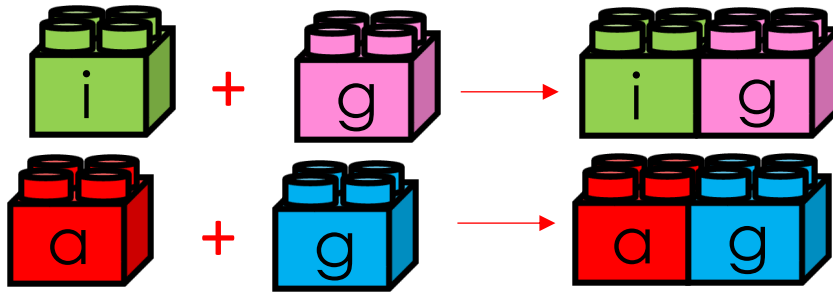


4. Match.

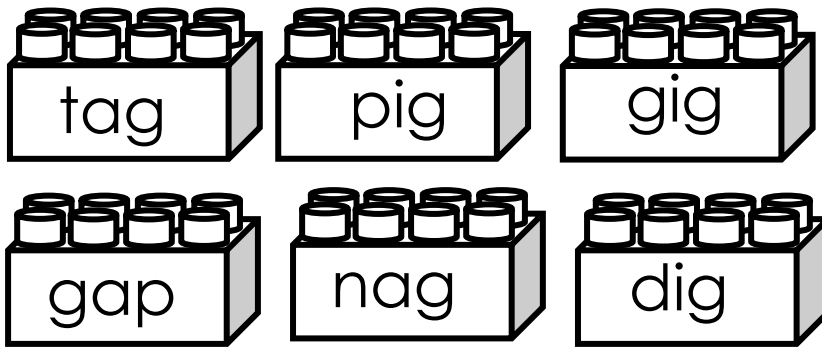
G
K
C
P

c d
p i
g c
k s

C
S
D
I



5. Read the words and colour the blocks:





“tag” with red;
 “pig” with blue;
 “gig” with green;
 “gap” with orange;
 “nag” with yellow;
 “dig” with pink;

6. Read.

A sad pig  and a mad dog  .

A mad pig  and a sad dog  .




7. Read and match.



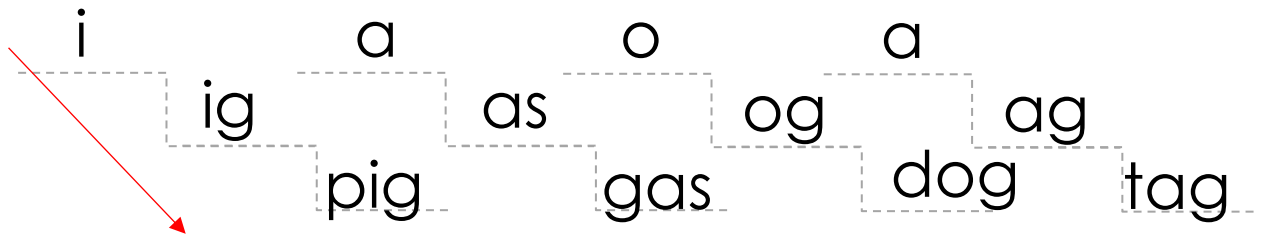
in

on

8. Match the dogs and their bones.



9. Read the ladders.



10. Find the words.

NAP NOD CAT PIG
GAS DAD PIN DOG

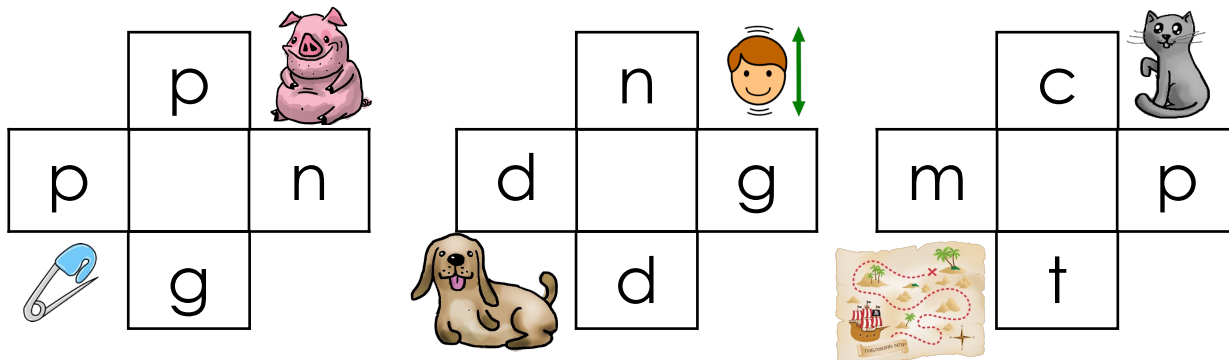
| | | | |
|---|---|---|---|
| N | A | P | V |
| O | P | I | N |
| D | O | G | T |
| A | C | A | T |
| D | A | S | M |

11. Circle the words in the correct colour:

dog pig tag map

dog TAG PIG pig
pig PIG tag map
pig tag dog map
map MAP MAP
map pig tag
dog MAP

12. Add a short vowel to make words in each puzzle.



13. Trace and write.

k k k k k k


kick kick kick

G G G G G G

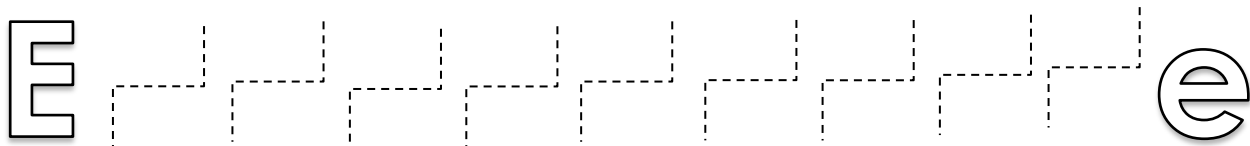
g g g g g

dog dog dog


pig pig pig



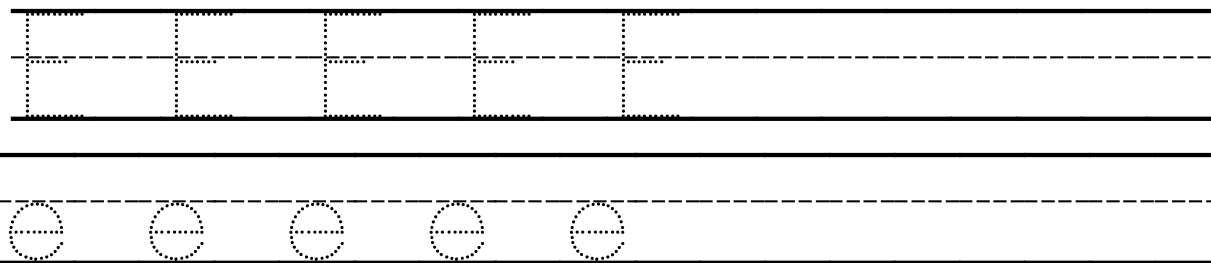
1. Trace and colour Ee.



2. Colour the eggs with “e” blue; “a” – red; “o” – green; “i” – pink.



3. Trace and write.



4. Read and colour the wagons:

“ep” with red;


“em” with orange;

“et” with blue;

“en” with yellow;

“es” with green;

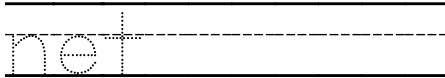
“ed” with pink.




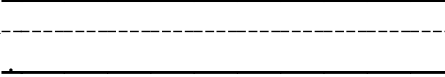
5. Read.

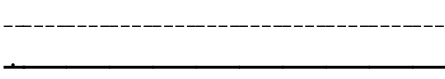
| | | | | | | | |
|-----|-----|-----|-----|-----|-----|-----|-----|
| a | o | i | e | a | o | i | e |
| ad | od | in | en | an | op | ig | et |
| sad | nod | pin | pen | man | cop | dig | pet |


6. Read and write.

n → et → net → 

p → en → pen → 

m → en → men → 

t → en → ten → 

n → ap → nap → 

7. Read and match.

1. A pen is in a net.
2. A cat is on a mat.
3. An egg is in a nest.
4. A pin is on a pot.
5. A pig is in a pan.
6. A sock is in a tin.



8. Read.

Peck, peck, peck!

Deck, deck, deck!

Peck its neck on a deck!

Step, step, step!

Stop, stop, stop!

1 step, 2 steps, stop!

9. Trace and write.


Peck Peck Peck Peck Peck

e e e e e e

egg egg egg

An egg is in a nest.

A pen is in a net.



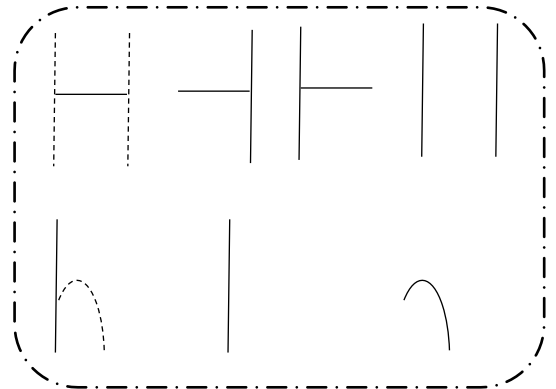
1. Trace and colour Hh.



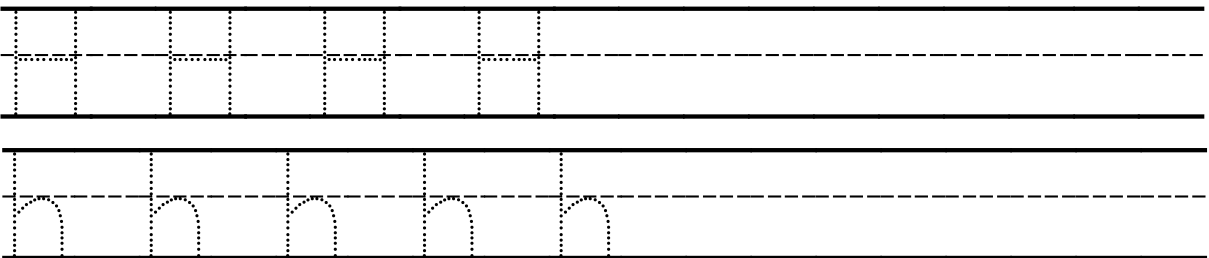
2. Circle the ones that match the first one.

| | | | | | | | |
|---|---|---|---|---|---|---|---|
| H | H | U | N | H | M | N | H |
| h | n | m | h | n | k | h | h |
| g | g | d | p | a | g | p | q |
| p | p | c | p | d | q | b | d |

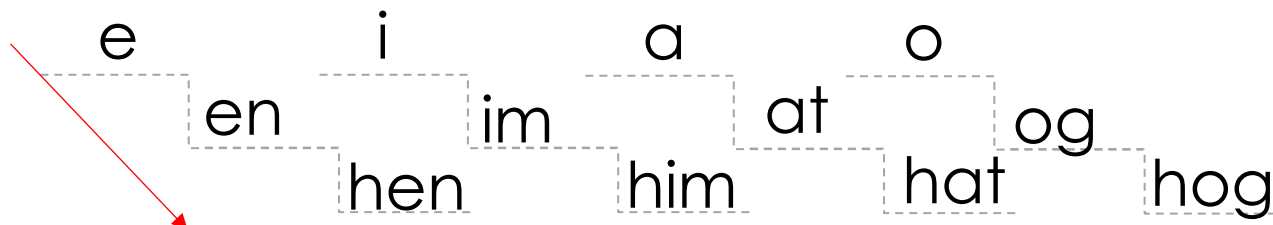
3. Draw the missing parts of Hh.



4. Trace and write Hh.



5. Read the ladders.



6. Write the letters from the box.

a o s t p i m n d e g h c k

A

I

I

N

S

P

M

D

O

H

K

C

E

E

7. Read and match.

ten hens

2 hats

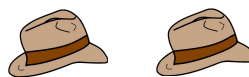
5 socks

6 eggs


4 pigs

3 cats

7 pens




8. Read and match.




A hippo has got a hat.



A hen has got a mat.




A hippo has got a cap.



A cat has got a net.

9. Read.



A hippo can sit.

A hippo can stomp.

A hippo can spin.

A hippo can hop.

10. Read and learn.



He



She



It

He has got

She has got

It has got

11. Read and match.

He has got a pen, a hen and a cat.

She has got a dog, a hat, a pin and a pig.



12. Trace and write.

hen hen hen

hat hat hat

HIPPO HIPPO

A hippo has got a mat

He he He he


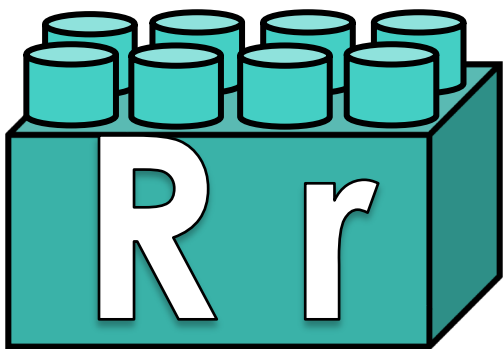
SHE she SHE she

A hen has got a mat

A cat has got a hat

A cat has got a hat.

He has got a pen.




1. Trace and colour Rr.



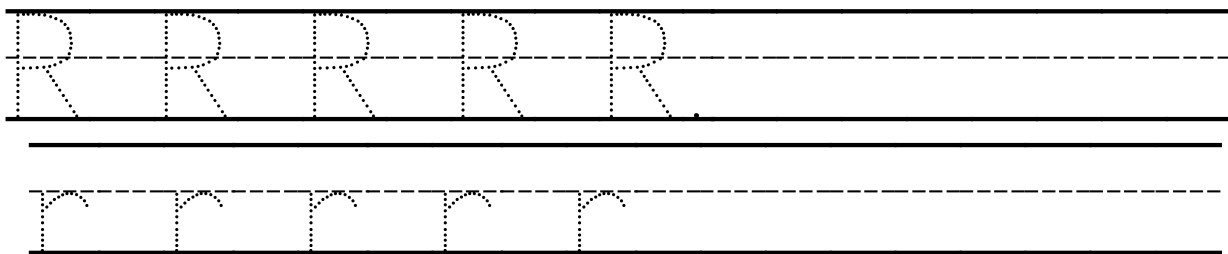
2. Box **R**. Circle **r**.

3. Draw the missing parts of Rr.

D **R** c **r** R g r
A m R G t r O g
n R r M R m G
c R s r P g l P R



4. Trace and write Rr.



5. Match.

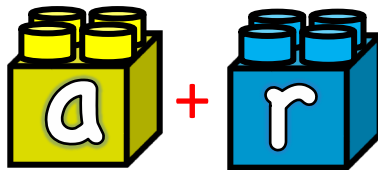
D
R
G
P

g k
p i
d h
r s

H
S
K
I

6. Read the rows.

| | | | |
|-----|-----|-----|------|
| a | e | a | o |
| at | ed | ap | ock |
| rat | red | rap | rock |





+



+



7. Read, match and colour.



a pink dog


a red car

a red hat

a green rat

an orange star

a red hen



8. Trace and rewrite.

He has got a red car.

9. Read.



He has got a hippo.
It is his hippo.

He has got a pig.
It is his pig.

She has got a cat.
It is her cat.

She has got a dog.
It is her dog.



She - her

He - his

10. Read and write "his, her".



his hen, hat, pen,
socks, net, rat,

11. Trace.

He he he she she she
His his his her her

12. Read and write the letters.

Drip, drip, drip!

Drop, drop, drop!

Drip, drop! Drip, drop!

Drip, drip, drop!

13. Read and write the letters.

| | Beginning Sound | Ending Sound |
|-------|-----------------|--------------|
| drip | | |
| hippo | | |
| red | | |
| star | | |

14. Trace and write.

R R R R R

r r r r r

rat rat rat

red red red

a pink dog

a red car

a green rat

an orange star

her her her


his his his

She has got a car.

It is her cat.

He has got a rat.


It is his rat.



1. Trace and colour Bb.


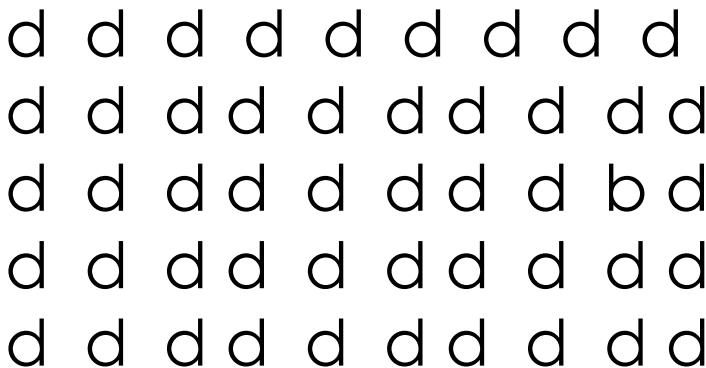


2. Colour "b" blue.





3. Find "b" and circle it.

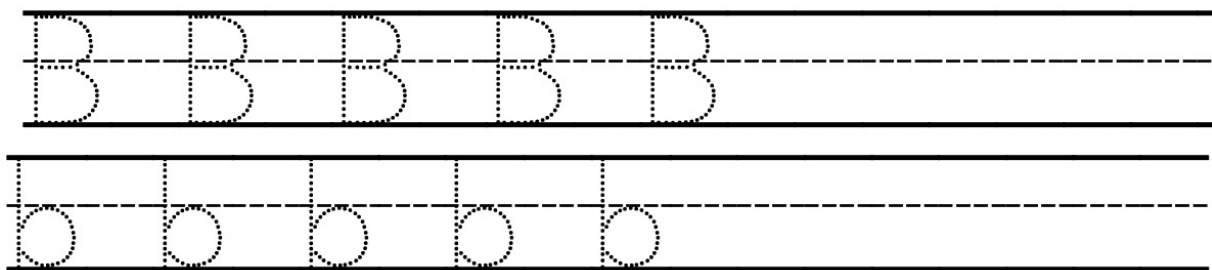
4. Draw the missing parts of Bb.



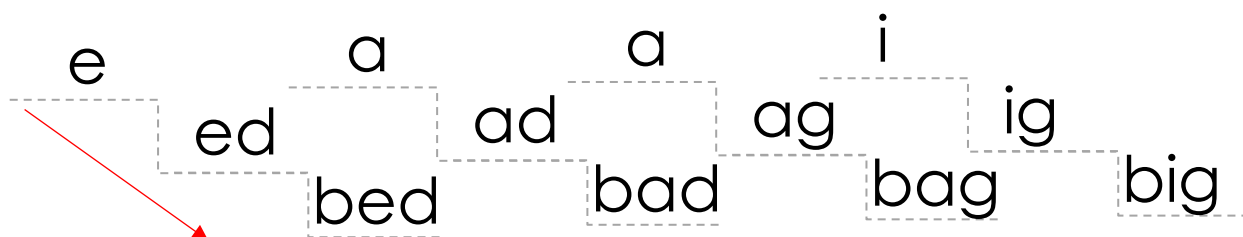
5. Find the letters and draw figures.



6. Trace and write Bb.



7. Read the ladders.



8. Read the words.

| | | | |
|-----|-----|-----|-----|
| bad | bed | did | bob |
| dad | deb | bid | bod |
| dab | ded | bib | dod |
| bab | beb | dib | dob |

9. Read, match and write the letters.

bed

bad

bat

big

bag

big

at

be

ad

ag

10. Read pairs.

a - e

bad

bed

man

men

pan

pen

sat

set

mat

met

t - d

bat

bad

sat

sad

mat

mad

11. Read.

Tab, tab, tab!

Cab, cab, cab!

A tab on the cab.

Bag, bag, bag!

Rag, rag, rag!

The rag is in the bag.

Bang, bang, bang!

Bang, bang, bang!

A big, big bang!

He sang in a big bang!

Tank, tank, tank!

Bank, bank, bank!

A tank in the bank!

12. Read the words.


Car - rot → carrot



par - rot → parrot




rab - bit → rabbit



13. Read the text. Circle "yes" or "no".

Hop is a rabbit. It is pink. It has got a carrot.

Ben is a parrot. It is green. It has got a bed.



1. Hop is a parrot.

yes

no

2. Ben is a bat.

yes

no

3. A rabbit is red.

yes

no

4. Hop has got a dog.

yes

no

5. Ben has got a bed.

yes

no

14. Trace and write.

bat bat bat

BED BED BED

bag bag bag

BIG BIG BIG

carrot carrot


parrot parrot

rabbit rabbit


Hop is a rabbit.

It is a pink.

Ben is a parrot



cup

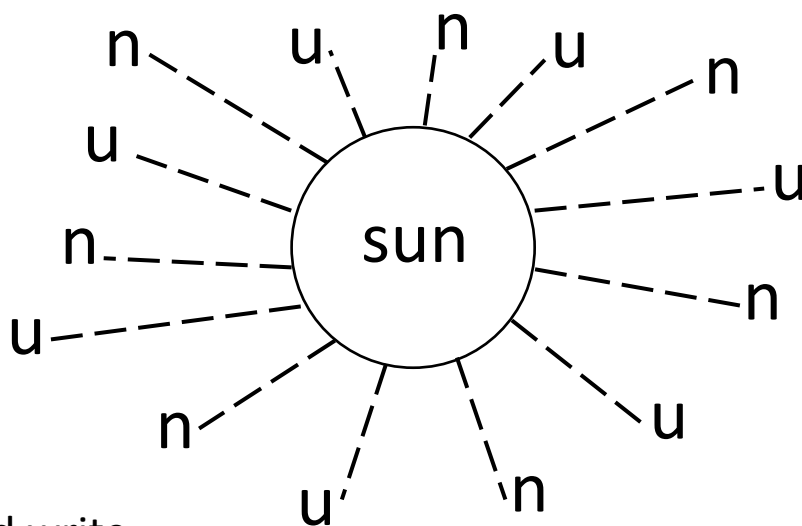


bug

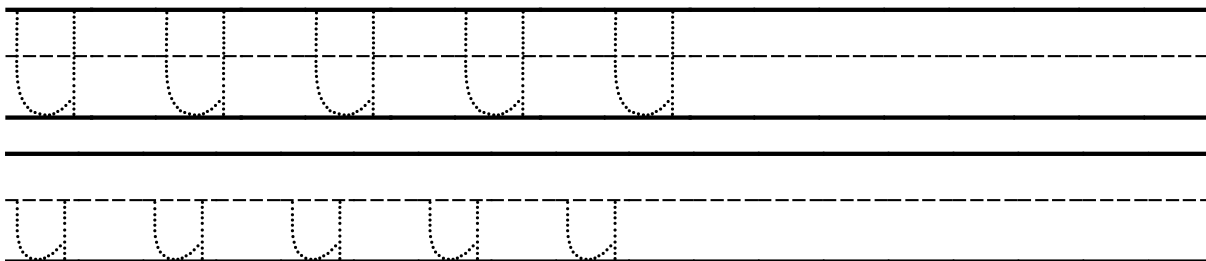
1. Trace and colour Uu.



2. Match and trace only with "u".



3. Trace and write.



4. Read.

| | | | | | | |
|-----|-----|-----|-----|-----|-----|-----|
| ud | ug | up | un | us | ut | ut |
| mud | bug | cup | sun | nut | hug | but |

5. Read.

| <u>ub</u> | <u>ud</u> | ug | um | un | up | us | <u>ut</u> |
|-----------|-----------|-----|------------|-----|-----|------|-----------|
| cub | dud | bug | gum | bun | cup | bus | but |
| dub | mud | dug | hum | gun | pup | pus | cut |
| hub | | hug | <u>mum</u> | pun | | muss | hut |
| pub | | mug | sum | run | | | nut |
| rub | | rug | | sun | | | |
| sub | | tug | | | | | |
| tub | | | | | | | |

Bug, bug, bug!
Mug, mug, mug!
A bug in a mug!

Rub, rub, rub!
Tub, tub, tub!
Rub the tub,
Rub the tub!


6. Read.

Bob is a bug.

Bob bug has got a mum.

His mum is big.

Bob has got a dad. His dad is big.



7. Read and circle "yes" / "no".

1. Bob is a cat.

yes

no

2. Bob bug has got a mum.

yes

no

3. His mum is not big.

yes

no

4. Bob has got a dad.

yes

no

5. His dad is big.


yes

no

8. Look at the picture and read.



bus



gun



cup



nut

9. Read the lines.

a - u

bad

but

man

must

sat

sum

bag

bug

a - u

bat

bus

gas

gun

cap

cup

nap

nut


10. Complete the pattern.

| | | | | | | | |
|----|----|----|----|----|----|----|--|
| et | ed | et | ed | et | ed | et | |
| up | ap | ip | up | ap | ip | up | |
| ag | ug | og | ag | ug | og | | |
| ap | ag | ad | ap | ag | ad | | |
| ud | up | ud | up | ud | up | | |

11. Read the words.

| | | | | | |
|----------|-----|-----|-----|-----|-----|
| d | mad | sad | bad | red | nod |
| t | mat | sat | bat | rat | not |

12. Circle the letters to make a word. Write it in the box.

par - rot 

car

per

par

nac


rat

red

rut

rot

parrot

rab - bit 

rad

red

reb


rab

bet

bat

bit

but

car - rot 

car

per

car

nac

rat

red

rut

rot

13. Find and circle the words.



bus

nmdbuscin



gun

nmdgunmin

14. Trace and write.

Sun Sun Sun

cup cup cup



nut nut nut

bug bug bug


A bug is big.

He has got mum.

a big bus

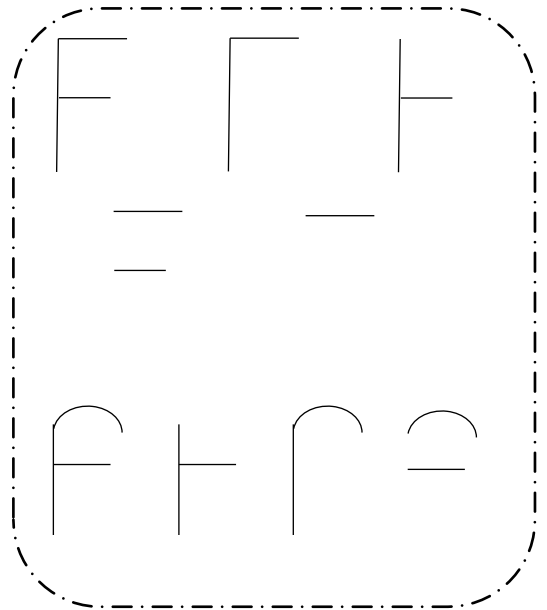



1. Trace and colour Ff.

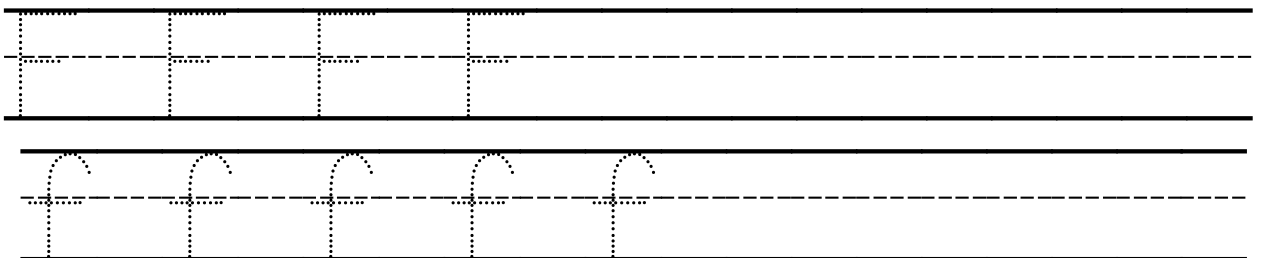


2. Colour "f" green.

3. Draw the missing parts of Ff.



4. Trace and write Ff.



5. Read the rows.

| | | | | | | | |
|-----|-----|-----|-----|-----|-----|-----|-----|
| a | a | e | o | i | i | i | u |
| an | at | ed | og | ig | in | it | un |
| fan | fat | fed | fog | fig | fin | fit | fun |

6. Read and match.

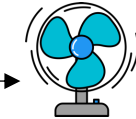
FAN

gift



FIG

fog



FROG

fan

FAT

fork




FOG

fig



FORK

sofa



SOFA

frog



GIFT

fat



7. Read.

Run, run, run!

Sun, sun, sun!

It's fun to run

under the sun!

Pit, pit, pit! Sit, sit, sit!

The pit is not fit to sit!

Don't sit! Don't sit!

It's not fit!

Hut, hut, hut!

Nut, nut, nut!

A hut of nuts.

8. Look at the picture and read the text.



This is a **f**arm.

I see a horse, a duck,
a goat, a pig, a hen,
a cat and a dog.

I see a goat.

I see a duck.



I see a horse.

I see a dog.



9. Find the words.

cat
duck
horse
hen
dog
goat
farm

| | | | | |
|---|---|---|---|---|
| v | s | c | a | t |
| d | d | u | c | k |
| h | o | r | s | e |
| e | g | o | a | t |
| n | f | a | r | m |

10. Connect all Ff's.

| | | | | |
|---|---|---|---|---|
| f | F | y | e | x |
| A | f | m | f | d |
| F | f | a | N | m |
| f | s | F | f | F |
| f | F | f | a | f |
| w | T | d | a | F |

11. Read and write.

THE

the

the the the

THIS

this


this this this

12. Look at the picture and read the text.

This is a man. The man is fat.

He has got a big fork.

The fat man sits on the sofa.





13. Trace and write.

A fat frog is on a log

a foot - feet

He has got 2 feet.




1. Trace and colour Ll.



2. Circle all L's.

O S F
 R L L
 L D Y
 L G L
 M L R H **L** F L U L
 I L P
 L N I
 M L G
 S M L



3. Trace and write Ll.

| | | | | | |
|--|--|--|--|--|--|
| | | | | | |
| | | | | | |
| | | | | | |
| | | | | | |

4. Read.

| | | | | | | | |
|------|-----|------|-----|------|------|------|------|
| lab | lam | leb | lem | Bill | hill | tell | bell |
| lack | lan | leck | len | dill | mill | doll | cell |
| lad | las | led | les | fill | pill | lol | dell |
| laf | lat | lef | let | gill | rill | log | fell |

5. Read and underline words with “L”.

Nap, nap, nap!
Lap, lap, lap!
Nap on Mum's lap!

Egg, egg, egg!
leg, leg, leg!
The egg has ten legs.

Slip, slip, slip!
Sled, sled, sled!
Slip on a sled.

Flip, flip, flip!
Flop, flop, flop!
I flip and flop!

Hog, hog, hog!
Log, log, log!
A hog and a frog
Sit on a log!


6. Complete the pattern.

| | | | | | | | |
|------|------|------|------|------|------|------|--|
| ball | doll | sell | ball | doll | sell | ball | |
| frog | log | frog | log | frog | log | | |
| tell | bell | sell | tell | bell | sell | | |




under

7. Read and write the numbers in the boxes.



1



2



3

The frog is on the log.

The doll is on the log.

The ball is under the log.

8. Rewrite sentences from exercise 7.

9. Read and underline words with “u” – red.

Put down the words with “u”.

The dog dug in the mud and had fun.

The dog got mud on the rug.

put

full

The tub is full of mud.

Bud’s dog fell in the tub.


Rick hugs his pup.

Gus put the mug on the rug.

The bug dug in the rug.

A big bull is in the pen.

dug

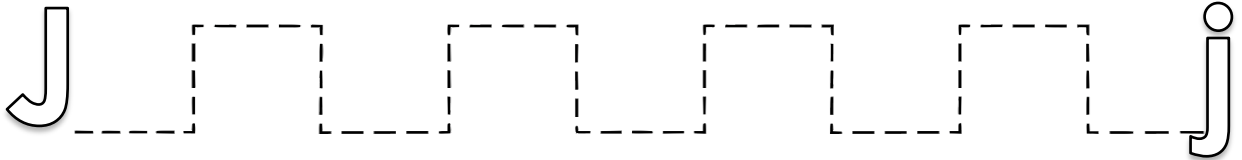


jam




jet

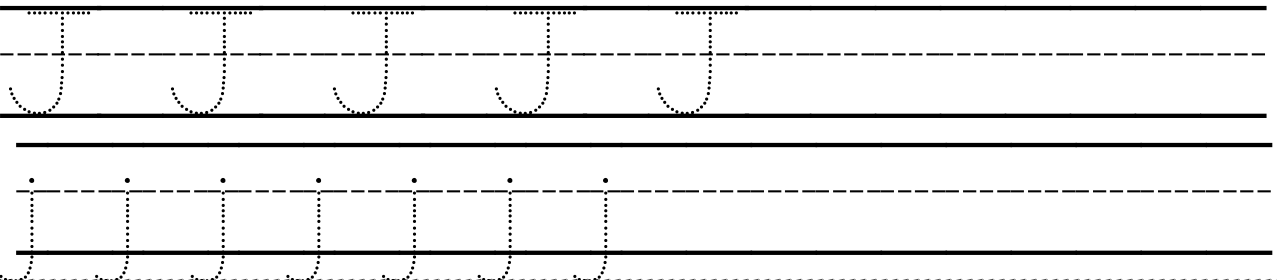
1. Trace and colour Jj



2. Circle all "Jj".



3. Trace and write Jj.



4. Read.

| | | | | | | |
|-----|-----|------|------|-----|-----|-----|
| og | ug | ill | ack | et | am | ut |
| jog | jug | Jill | Jack | jet | jam | but |

5. Read and underline words with “j” – blue.

Put down the words with “j”.

Jack and Jill run up the hill.

Jim has got a pet. It is a pig. His pig is big.

The red jug is full.

Jack and Jill can jump and jog.

Jack jumps in his jacket.

Jack,

6. Read and remember.



Ted can jog.



Ted can jump.

7. Read and underline (*in, under, on*).

The fat man is (*in, under, on*) the bed.



The dog is (*in, under, on*) the mat.



The hen is (*in, under, on*) the hat.



The frog is (*in, under, on*) the log.



The fat pig is (*in, under, on*) the pot.



The duck is (*in, under, on*) the log.

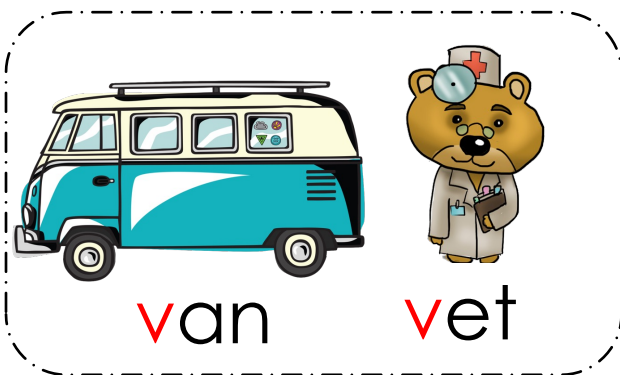


8. Write the red letters in “every windows” and read.

| a | |
|---|---|
| a | j |
| | l |
| | f |
| | n |

| u | |
|---|---|
| u | j |
| | m |
| | n |
| | g |

| e | |
|---|---|
| e | j |
| | b |
| | d |
| | p |



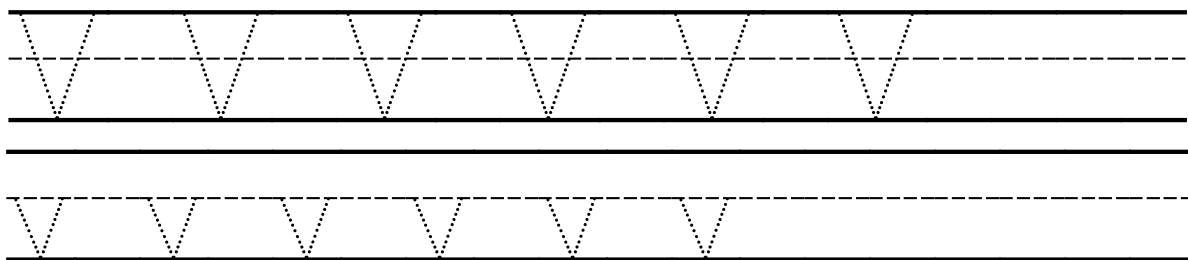
van

vet

1. Trace and colour Vv.



2. Trace and write Dd.



3. Box **V**. Circle **v**.

v m N V t **v** O v
D **V** c a v g V G
c C s V t g l V S
V N g M G v G

4. Match.

| | | | |
|---|---|---|---|
| V | g | d | J |
| L | f | v | B |
| G | v | j | D |
| F | l | b | V |

5. Read.

| | | | | | | |
|-----|-----|-----|-----|-----|-----|-----|
| an | et | at | el | eb | ed | ut |
| van | vet | vat | vel | veb | ved | vut |

| | | | | |
|-----|-----|-----|-----|-----|
| a | e | o | i | u |
| vab | veb | vob | vib | vub |
| vac | vec | voc | vic | vuc |
| vad | ved | vod | vid | vud |
| vag | veg | vog | vig | vug |
| val | vel | vol | vil | vul |
| vam | vem | vom | vim | vum |
| van | ven | von | vin | vun |
| vap | vep | vop | vip | vup |
| vat | vet | vot | vit | vut |

6. Read.

Man, man, man!

Ran, ran, ran!

The men ran to the van.

Jump, jump, jump!

Hump, hump, hump!

Jump over the hump!

7. Trace and write.

Val can jump.

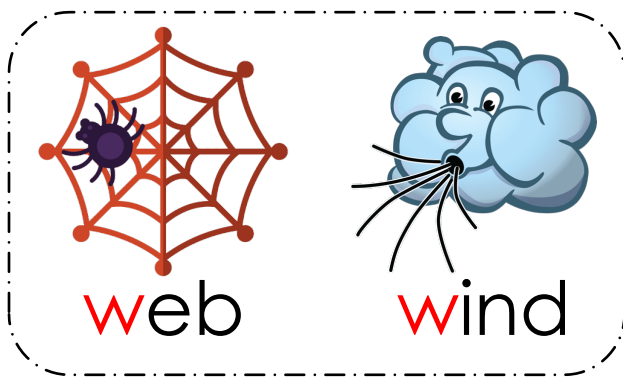
Vet can jog.

van van van

vet vet vet vet

V V V V V

v v v v v v

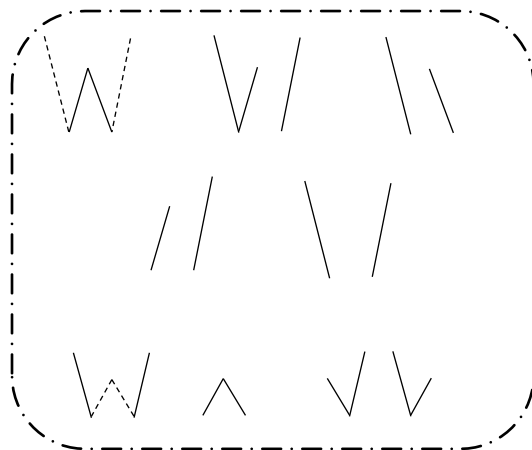



1. Trace and colour Ww.



2. Colour "w" blue.

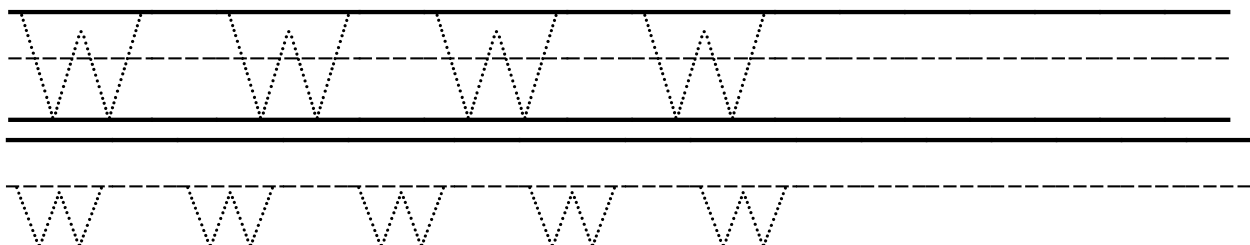
3. Draw the missing parts of Ww.



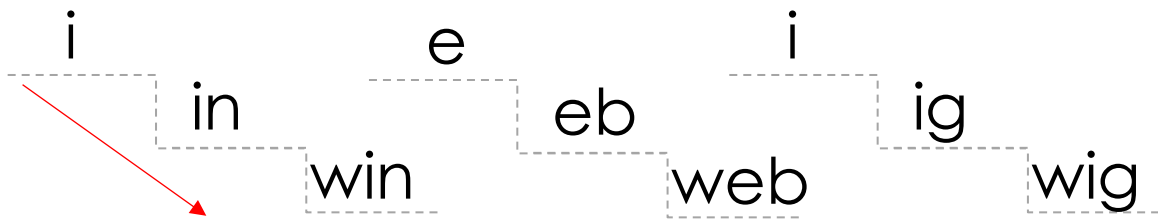
4. Find and circle "W w".



5. Trace and write Ww.



6. Read the ladders.



7. Read the words.

| | | | | | | |
|-----|-----|-----|------|-----|-----|-----|
| wan | wet | win | well | web | wed | won |
| van | vet | vin | vel | veb | ved | von |

8. Read the poems and learn one by heart.

Jet, jet, jet!

Win, win, win!

Wet, wet, wet!

Pin, pin, pin!

The jet gets wet!

Win a pin!

West, west, west!

Duck, duck, duck!

Best, best!

Luck, luck, luck!

Bess is the best!

The duck was in the tub!

She lives in the west!

What a luck!

was

what

9. Trace and write.

W W W W

w w w w w

wet wet wet

win win win win

two two two



6

si~~x~~



bo~~x~~

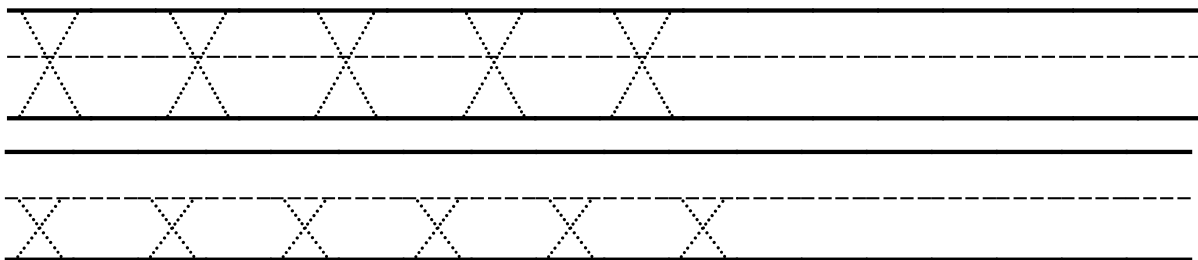
1. Trace and colour Xx.



2. Circle the ones that match the first one.

| | | | | | | | | | | | |
|---|---|---|---|---|---|---|---|---|---|---|---|
| X | X | O | V | C | S | X | S | N | W | X | |
| x | d | x | c | x | b | x | a | x | s | x | o |
| w | c | w | d | v | o | w | m | v | l | o | w |
| J | D | J | C | N | J | N | J | C | M | J | |





3. Trace and write Xx.




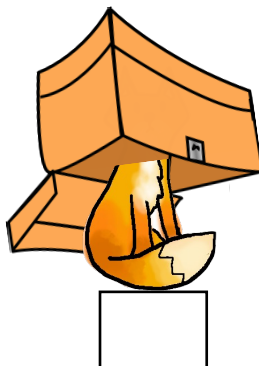

4. Read.

| | | | | | | |
|-----|-----|-----|-----|-----|-----|-----|
| ox | ax | ix | ux | ex | ox | ix |
| fox | fax | fix | fux | fex | box | six |

5. Read.



6. Look at the picture and read. Write the numbers.



1. The fox is next to the bag.

2. The fox is on the log.

3. The fox is in the taxi.


4. The fox is under the box.

7. Read.

Fox, fox, fox!

Box, box, box!

A big fox is in the box.





zebra

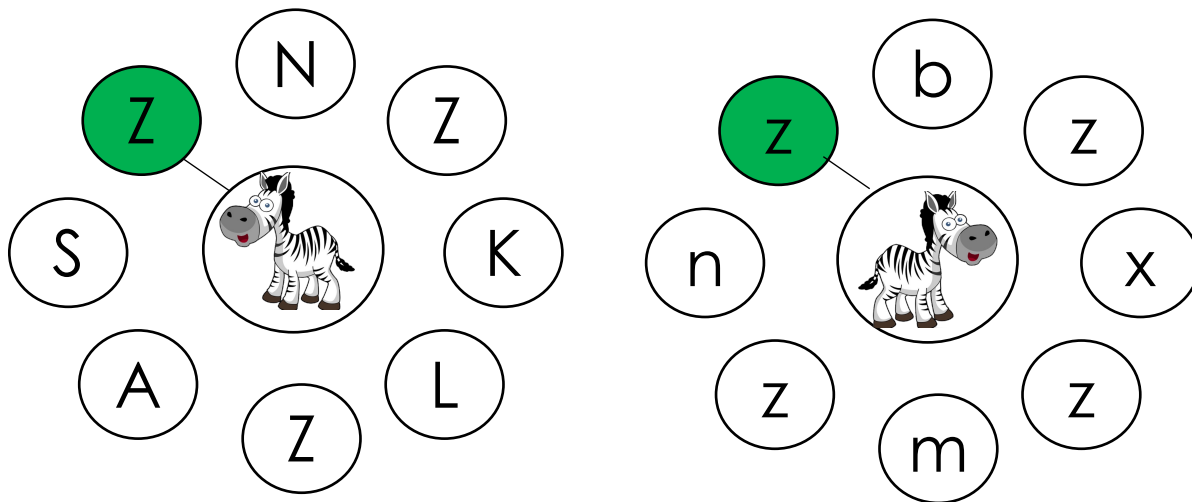


zoo


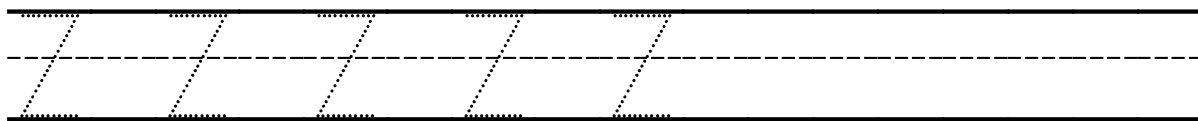
1. Trace and colour Zz.



2. Connect the Zz's and colour them green.



3. Trace and write.



4. Read.

| | | | | | | |
|-----|-----|-----|-----|-----|-----|-----|
| og | ag | ig | eb | en | in | um |
| zog | zag | zig | zeb | zen | zin | zum |

5. Read.

Zig, zig, zig!

Zag, zag, zag!

Zig, zag, zig, zag, zig.

6. Read and write the letters.

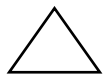
| | Beginning Sound | Ending Sound |
|-------|-----------------|--------------|
| zebra | z | a |
| zig | | |
| win | | |
| bat | | |
| next | | |
| fox | | |

7. Use the code to find out. Write the words.

Code



a



u



o



e



i

1. It is a f○x. fox

2. It is a h★n. _____

3. It is a d△ck. _____

4. It is a c□t. _____

5. It is a rabb♥t. _____

8. Trace and write.

X X X X X X

Z Z Z Z Z Z



six six six six

zero zero zero

Zebra zebra

A fox is in the zoo

A box is next to a fox



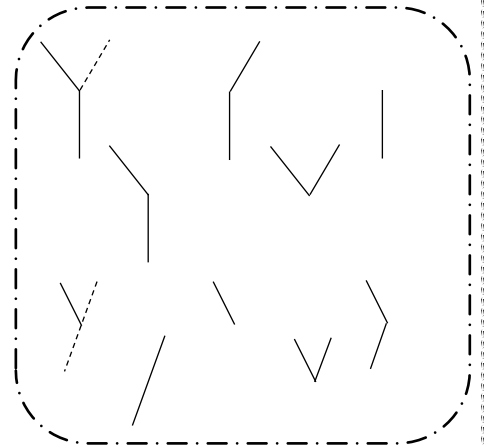
1. Trace and colour Yy.



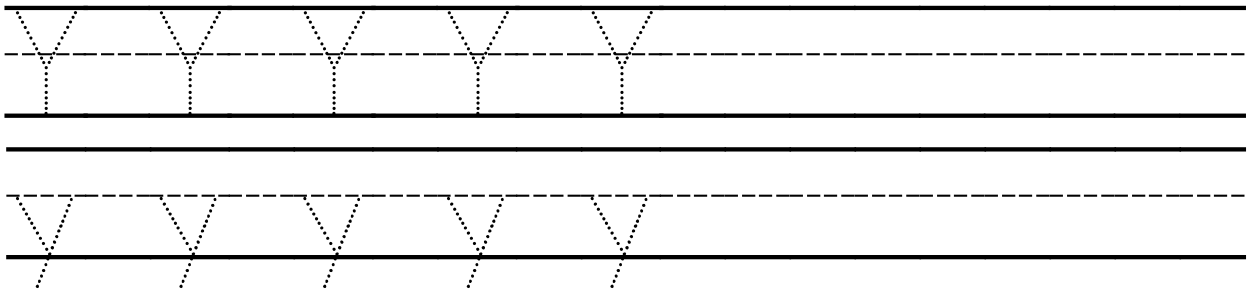
2. Circle the ones that match the first one.

| | | | | | | | | |
|---|---|---|---|---|---|---|---|---|
| Y | N | Y | U | N | Y | Y | U | Y |
| y | y | m | u | y | u | y | y | o |
| g | g | d | y | g | d | y | g | y |
| p | y | d | p | p | d | q | y | p |

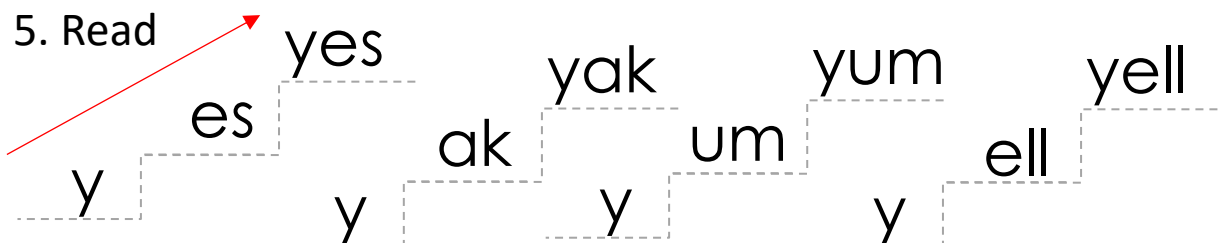
3. Draw the missing parts of Yy.









4. Trace and write Yy.



5. Read



6. Complete the patterns.

| | | | | | | |
|---|---|---|---|---|--|--|
| yum | yuck | yum | yuck | yum | yuck | |
|  |  |  |  |  |  | |
| yes | no | yes | no | yes | no | |

7. Read.

I yell "Yum!"

You yell "Yuck!"

Yum, yuck, yum, yuck!

Yes! Yum! Yum!



Yuck!



Yum!

8. Read. Write down all the names.

Al can bat.

Yaz can bat.

Jack has a sack.

Mack has a jazz band.

Pam has a fat cat.

Jaz can yack.

Val has jam.

Lack has a back-pack.

Jan has a cap.

Can Yaz bat?*

Cal has a hat.

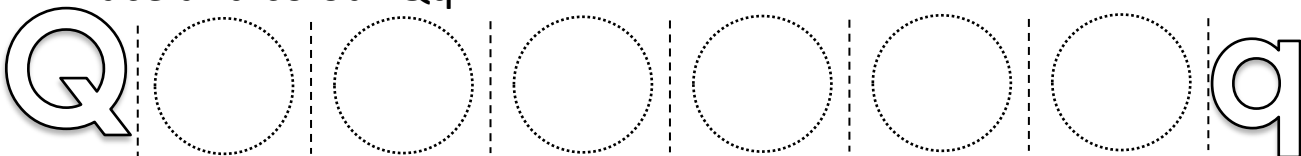
Al,



queen

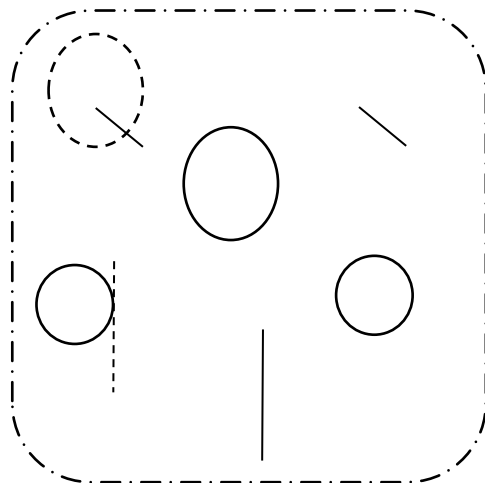



1. Trace and colour Qq.



2. Colour "q" purple.

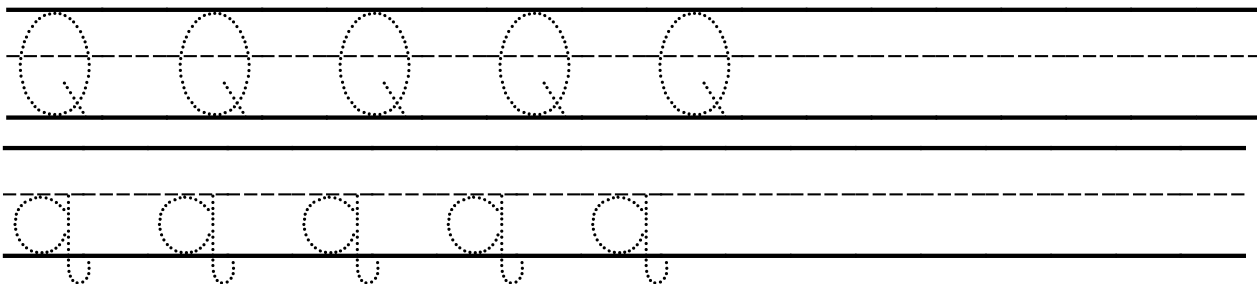
3. Draw the missing parts of Qq.



4. Find and circle "q".

q p b d q a q d p b a q b d q
a q d p b a q q p b d q a q a
q p b d q a q d p b a q b d q

5. Trace and write Qq.



6. Read after your teacher.

qu - ick

qu - ack

qu - iz

qu - est

li - qu - id

qu - it

7. Read. Underline the words with letter "q".

Queen, queen, queen!

Quick, quick, quick!

Quest, quest, quest!

A quick queen wins the quest!

8. Trace and write.

Queen

quick

quest

yellow yellow

Alphabet

Aa Bb Cc Dd

Ee Ff Gg

Hh Ii Jj

Kk Ll Mm Nn

Oo Pp

Qq Rr Ss

Tt Uu Vv

Ww Xx Yy Zz

1. Read. Write the missing letters.

Aa Bb Cc Dd
Ee Ff Gg
Hh Ii Jj
Kk Ll Mm Nn
Oo Pp
Qq Rr Ss
Tt Uu Vv
Ww
Xx Yy Zz

Aa Bb Cc Dd
Ee Gg
Hh Ii
 Ll Mm Nn
Oo
 Rr Ss
Tt Uu

Xx Yy

A B C D
E F G
H I J
K L M N
O P
Q R S
T U V
W X Y Z

2. Put the missing letters.

A B _____ E _____

I _____ K _____

O _____ S _____

W _____ Z _____

a b _____ d _____ f _____ h

_____ j _____ l _____ n _____ p

_____ r _____ t _____ v _____ x _____ z

3. Circle the matching lower case letter in each row.

| | | | | | |
|---|----------|---|----------|---|---|
| A | <u>a</u> | b | <u>a</u> | e | o |
| B | q | b | p | d | b |
| C | c | s | a | c | o |
| D | d | b | d | p | b |
| E | e | i | a | e | e |
| F | f | j | t | f | f |

| | | | | | |
|---|---|---|---|---|---|
| G | g | b | g | e | p |
| H | h | n | h | n | m |
| I | i | e | i | e | i |
| J | j | y | i | j | g |
| K | k | c | k | h | k |
| L | l | j | t | l | f |
| M | m | n | m | h | n |
| N | n | h | n | h | n |
| O | o | c | o | o | k |
| P | p | b | q | p | b |
| Q | q | p | q | d | q |
| R | r | c | k | r | k |
| S | s | c | s | h | s |
| T | t | f | j | t | k |
| U | u | i | n | y | u |
| V | v | w | v | b | w |
| W | w | v | w | v | k |
| X | k | x | s | x | k |
| Y | y | u | q | y | u |
| Z | z | s | z | d | z |

4. Cross the letters that are out of place in the alphabet.

| | | | | | |
|---|---|---|---|---|---|
| A | B | C | D | S | E |
| F | G | T | H | I | J |
| K | P | L | M | N | O |
| E | P | Q | R | S | C |
| T | U | V | W | X | G |
| Y | Z | | | | |

5. Read the words.

| | |
|---------|--------|
| tick-et | ticket |
| les-son | lesson |
| vel-vet | velvet |
| nap-kin | napkin |
| hab-it | habit |
| rap-id | rapid |
| bas-ket | basket |
| ton-ic | tonic |
| mag-ic | magic |
| gob-lin | goblin |
| rob-in | robin |

| | |
|---------|--------|
| pic-nic | picnic |
| kid-nap | kidnap |
| vis-it | visit |
| rab-bit | rabbit |
| viv-id | vivid |
| civ-il | civil |
| pen-cil | pencil |
| pup-pet | puppet |
| up-set | upset |
| pub-lic | public |
| sud-den | sudden |

den-tal

dental

un-til

until

hus-band

husband

wag-on

wagon

ex-it

exit

tab-let

tablet

rock-et

rocket

Ja-pan

Japan

cam-el

camel

rib-bon

ribbon

mas-cot

mascot

com-bat

combat

lem-on

lemon

let-ter

letter

bet-ter

better

lend-er

lender

send-er

sender

but-ter

butter

big-ger

bigger

win-ter

winter

sis-ter

sister

lim-it

limit

cab-in

cabin

jack-et

jacket

traf-fic

traffic

sig-nal

signal

6. Read the poems.

A Duck

I am a duck.

I have a bill.

I can quack.

I go to a pond.


I swim in the pond.

I dig in the mud.

I jump off a rock.

I sit on a log in the sun.

I can go up, up, up.*



Jump

This is a frog.

It can rest in the soft mud.

The frog can jump.

It can get a bug.

The frog can
swim in the pond.*



Автор методического пособия
Phonics with Teddy Bear

Роза Кофанова

Новороссийск, 2022

+7 (918) 468 19 11



english_for_creative_teachers



<https://t.me/RosaKofanova>



[English for creative teachers](#)

